



Panoramic High Definition IP Dome Cameras with High Definition Stream Management (HDSM)

Key Features	Benefits
<ul style="list-style-type: none"> • Panoramic Wide Area Coverage 	<ul style="list-style-type: none"> • Four sensors provide 180° or 360° coverage of large areas in high definition from a single camera
<ul style="list-style-type: none"> • Easy Installation 	<ul style="list-style-type: none"> • Pre-focused lenses factory installed, no lens adjustment required during installation
<ul style="list-style-type: none"> • Compact Ruggedized Dome Form Factor 	<ul style="list-style-type: none"> • Vandal Resistant , water proof, and dustproof • Versatile 3-axis adjustment for simple mounting in any configuration • Mounting accessories for in-ceiling, electrical box, and outdoor environments
<ul style="list-style-type: none"> • Multi-Megapixel 	<ul style="list-style-type: none"> • Capture high quality detailed images • Reduce total number of cameras • Live and post-incident digital PTZ
<ul style="list-style-type: none"> • High Definition Stream Management (HDSM) 	<ul style="list-style-type: none"> • Highest possible quality recording with no loss of data • Dynamically controlled bandwidth utilization for optimal streaming
<ul style="list-style-type: none"> • Alarm Input and Outputs 	<ul style="list-style-type: none"> • Synchronize recording with external alarms and integrate camera motion detection into your current alarm system
<ul style="list-style-type: none"> • Power-over-Ethernet (PoE) 	<ul style="list-style-type: none"> • No external power required
<ul style="list-style-type: none"> • Plug-and-Play 	<ul style="list-style-type: none"> • Auto-detection and auto-configuration of cameras for easy installation
<ul style="list-style-type: none"> • Audio Recording 	<ul style="list-style-type: none"> • Record high quality audio from any line input or microphone source





Panoramic High Definition IP Dome Cameras with High Definition Stream Management (HDSM)

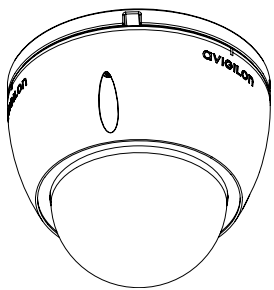
Resolution	Pixel Layout	Sensor Format	Lens	Maximum Images Per Second	Camera Type	Sensitivity (lux)	Model	Recommended Application
8.0 MP	1600 x 1200 per sensor	4 - 1/4"	4 - 4.4mm f/2.0	7 ips (28 ips for all sensors)	180° Panoramic Color Dome	0.6 in Color	8.0MP-HD-DOME-180	Complete high definition coverage of a 180° wide field of view from a single camera without any distortion
8.0 MP	1600 x 1200 per sensor	4 - 1/4"	4 - 2.4mm f/2.0	7 ips (28 ips for all sensors)	360° Panoramic Color Dome	0.6 in Color	8.0MP-HD-DOME-360	Complete 360° high definition coverage of a room from a central mounting point using a single camera

Panoramic HD IP Dome Camera Options

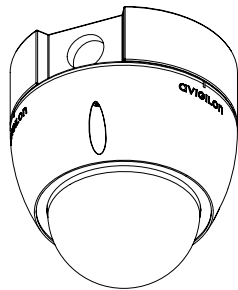
Model No.	Descriptions
-H	Factory installed heater unit

Panoramic HD IP Dome Camera Accessories

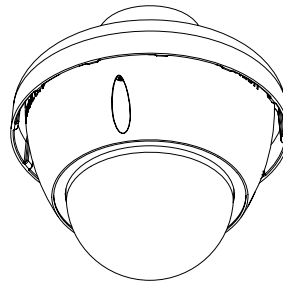
Model No.	Descriptions
DOME-INDE-PLT	Indoor electrical box mounting plate, allows surface mounting with side cable access and mounting to an electrical box
DOME-OD-BASE	Outdoor mounting base, creates an IP66 sealed enclosure for outdoor environments
DOME-OD-PEND	Outdoor pendant mount, creates an IP66 enclosure for connection to industry standard pendant mounts
PEND-GS-WALL	Gooseneck wall bracket for use with DOME-OD-PEND
DOME-IND-CEL	In-ceiling mount allows the camera to be ceiling mounted with only the external dome cover showing
IND-CEL-PNL	Metal ceiling panel for use with the DOME-IND-CEL to replace or reinforce the existing ceiling tile in suspended ceiling installations
DOME-SMOKE	Replacement smoked transparent cover.



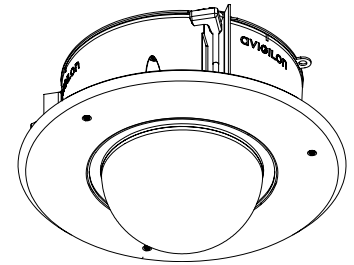
DOME-INDE-PLT



DOME-OD-BASE



DOME-OD-PEND



DOME-IND-CEL