



# HP 1910 Switch Series



## Key features

- Customized operation using intuitive Web interface
- Layer 3 static routing with 32 routes for network segmentation and expansion
- Access control lists for granular security control
- Spanning Tree: STP, RSTP, and MSTP
- Lifetime warranty

All models support rack mounting or desktop operation. Customizable features include basic Layer 2 features like VLANs and link aggregation, as well as advanced features such as Layer 3 static routing, IPv6, ACLs, and Spanning Tree Protocols. The switches come with a lifetime warranty covering the unit, fans, and power supplies, as well as 24x7 phone support for the first three years of ownership.

## Product overview

The HP 1910 Switch Series consists of advanced smart-managed fixed-configuration Gigabit and Fast Ethernet switches designed for small businesses in an easy-to-administer solution. By utilizing the latest design in silicon technology, this series is one of the most power efficient in the market.

The series has 13 switches: eight Gigabit Ethernet and five Fast Ethernet models. The 8-, 16-, 24-, and 48-port 10/100/1000 models are equipped with additional Gigabit SFP ports for fiber connectivity; in addition to non-PoE models, the 8- and 24-port Gigabit Ethernet models are available with PoE (at two different levels) or without PoE. The 10/100 models are available with 8, 24 and 48 ports, and come with two additional combination uplink ports. The 8- and 24-port Fast Ethernet models are available with or without PoE.

The HP 1910 Switch Series provides a great value, and includes features to satisfy even the most advanced small business network.

## Features and benefits

### Management

- **Simple Web management**  
allows for easy management of the switch—even by nontechnical users—through an intuitive Web GUI; supports HTTP and HTTP Secure (HTTPS)
- **Single IP management**  
enables management of up to four HP 1910 devices using a single Web interface; simplifies management of multiple devices
- **Secure Web GUI**  
provides a secure, easy-to-use graphical interface for configuring the module via HTTPS
- **SNMPv1, v2c, and v3**  
facilitates management of the switch, as the device can be discovered and monitored from an SNMP management station
- **Complete session logging**  
provides detailed information for problem identification and resolution
- **Dual flash images**  
provides independent primary and secondary operating system files for backup while upgrading
- **Port mirroring**  
enables traffic on a port to be simultaneously sent to a network analyzer for monitoring
- **Management security**  
restricts access to critical configuration commands; offers multiple privilege levels with password protection; ACLs provide telnet and SNMP access; local and remote syslog capabilities allow logging of all access
- **Network Time Protocol (NTP)**  
synchronizes timekeeping among distributed time servers and clients; keeps timekeeping consistent among all clock-dependent devices within the network so that the devices can provide diverse applications based on the consistent time
- **IEEE 802.1AB Link Layer Discovery Protocol (LLDP)**  
advertises and receives management information from adjacent devices on a network, facilitating easy mapping by network management applications
- **Limited CLI**  
enables users to quickly deploy and troubleshoot devices in the network
- **RMON**  
provides advanced monitoring and reporting capabilities for statistics, history, alarms, and events
- **Default DHCP client mode**  
allows the switch to be directly connected to a network, enabling plug-and-play operation; in absence of a DHCP server on the network, the switch will fall back to a unique static address determined by the switch's MAC address

### Quality of Service (QoS)

- **Broadcast control**  
allows limitation of broadcast traffic rate to cut down on unwanted network broadcast traffic
- **Rate limiting**  
sets per-port ingress enforced maximums and per-port, per-queue minimums
- **Traffic prioritization**  
provides time-sensitive packets (like VoIP and video) with priority over other traffic based on DSCP or IEEE 802.1p classification; packets are mapped to four hardware queues for more effective throughput

### Connectivity

- **IPv6**
  - **IPv6 host**  
enables switches to be managed and deployed at the IPv6 network's edge
  - **IPv6 routing**  
supports IPv6 static routes
  - **MLD snooping**  
forwards IPv6 multicast traffic to the appropriate interface, preventing traffic flooding
  - **IPv6 ACL/QoS**  
supports ACL and QoS for IPv6 network traffic
- **Auto-MDI/MDIX**  
adjusts automatically for straight-through or crossover cables on all 10/100/1000 ports
- **IEEE 802.3X flow control**  
provides a flow throttling mechanism propagated through the network to prevent packet loss at a congested node
- **IEEE 802.3af Power over Ethernet (PoE) ready**  
provides up to 15.4 W per port to power standards-compliant IP phones, wireless LAN access points, Web cameras, and more (for PoE models)
- **IEEE 802.3at Power over Ethernet (PoE+)**  
provides up to 30 W per port, which allows support of the latest PoE+-capable devices such as IP phones, wireless access points, and security cameras, as well as any IEEE 802.3af-compliant end device; eliminates the cost of additional electrical cabling and circuits that would otherwise be necessary in IP phone and WLAN deployments (Note: applies to all PoE models, except the two 24G-PoE models, which support a pre-standard implementation of PoE+)
- **Packet storm protection**  
protects against broadcast, multicast, or unicast storms with user-defined thresholds
- **Cable diagnostics**  
detects cable issues remotely using a browser-based tool

## Security

- **Advanced access control lists (ACLs)**  
enables network traffic filtering and enhances network control using MAC- and IP-based ACLs; time-based ACLs allow for greater flexibility with managing network access
- **Secure Sockets Layer (SSL)**  
encrypts all HTTP traffic, allowing secure access to the browser-based management GUI in the switch
- **IEEE 802.1X and RADIUS network logins**  
controls port-based access for authentication and accountability
- **Automatic VLAN assignment**  
assigns users automatically to the appropriate VLAN based on their identity, location and time of day
- **STP BPDU port protection**  
blocks Bridge Protocol Data Units (BPDUs) on ports that do not require BPDUs, preventing forged BPDU attacks
- **STP root guard**  
protects the root bridge from malicious attacks or configuration mistakes
- **Automatic denial-of-service protection**  
monitors for malicious attacks and protects the network by blocking the attacks
- **Management password**  
provides security so that only authorized access to the Web browser interface is allowed

## Performance

- **Half-/full-duplex auto-negotiating capability on every port**  
doubles the throughput of every port
- **Selectable queue configurations**  
allows for increased performance by selecting the number of queues and associated memory buffering that best meet the requirements of the network applications
- **IGMP snooping**  
improves network performance through multicast filtering, instead of flooding traffic to all ports
- **Fiber uplink**  
provides greater distance connectivity using Gigabit Ethernet fiber uplinks

## Layer 2 switching

- **VLAN support and tagging**  
supports IEEE 802.1Q (4,094 VLAN IDs) and 256 VLANs simultaneously
- **Spanning Tree Protocol (STP)**  
supports standard IEEE 802.1D STP, IEEE 802.1w Rapid Spanning Tree Protocol (RSTP) for faster convergence, and IEEE 802.1s Multiple Spanning Tree Protocol (MSTP)

- **BPDU filtering**  
drops BPDU packets when STP is enabled globally but disabled on a specific port
- **Jumbo frame support**  
supports up to 10 kilobyte frame size to improve the performance of large data transfers

## Layer 3 services

- **Address Resolution Protocol (ARP)**  
determines the MAC address of another IP host in the same subnet; supports static ARPs; gratuitous ARP allows detection of duplicate IP addresses; proxy ARP allows normal ARP operation between subnets or when subnets are separated by a Layer 2 network
- **DHCP relay**  
simplifies management of DHCP addresses in networks with multiple subnets

## Layer 3 routing

- **NEW Static IPv4/IPv6 routing**  
provides basic routing (supporting up to 32 static routes and 8 virtual VLAN interfaces); allows manual routing configuration

## Resiliency and high availability

- **Available redundant power supply**  
provides additional PoE of up to 740 W for high-power applications like HP Gigabit Ethernet IntelliJack switches; the HP RPS1600 Redundant Power System (JG136A), which is sold separately, is for use with the 1910-24G-PoE (365W) switch model only
- **Link aggregation**  
groups together multiple ports (up to a maximum of two ports) automatically using Link Aggregation Control Protocol (LACP), or manually, to form an ultra-high-bandwidth connection to the network backbone; helps prevent traffic bottlenecks

## Convergence

- **LLDP-MED (Media Endpoint Discovery)**  
defines a standard extension of LLDP that stores values for parameters such as QoS and VLAN to automatically configure network devices such as IP phones
- **PoE allocations**  
supports multiple methods (automatic, IEEE 802.3af class, LLDP-MED, or user-specified) to allocate PoE power for more efficient energy savings
- **Auto voice VLAN**  
recognizes IP phones and automatically assigns voice traffic to dedicated VLAN for IP phones

## Additional information

- **Green initiative support**  
provides support for RoHS and WEEE regulations

- **Green IT and power**

improves energy efficiency through the use of the latest advances in silicon development; shuts off unused ports and utilizes variable-speed fans, reducing energy costs

## **Warranty and support**

- **Lifetime Warranty 2.0**

advance hardware replacement for as long as you own the product with next-business-day delivery (available in most countries)†

- **Electronic and telephone support (for Lifetime Warranty 2.0)**



limited 24x7 telephone support is available from HP for the first 3 years; limited electronic and business hours telephone support is available from HP for the entire warranty period; to reach our support centers, refer to

**[www.hp.com/networking/contact-support](http://www.hp.com/networking/contact-support)**; for details on the duration of support provided with your product purchase, refer to **[www.hp.com/networking/warrantysummary](http://www.hp.com/networking/warrantysummary)**

†HP warranty includes repair or replacement of hardware for as long as you own the product, with next business day advance replacement (available in most countries). The disk drive included with HP AllianceOne Advanced Services and Services zL Modules, HP Threat Management Services zL Module, HP AllianceOne Extended zL Module with Riverbed Steelhead, HP MSM765 zL Mobility Controller and HP Survivable Branch Communication zL Module powered by Microsoft® Lync has a five-year hardware warranty. For details, refer to the Software license and hardware warranty statements at **[www.hp.com/networking/warranty](http://www.hp.com/networking/warranty)**.

# HP 1910 Switch Series

## Specifications

			
	HP 1910-48G Switch (JE009A)	HP 1910-24G-PoE (365W) Switch (JE007A)	HP 1910-24G-PoE (170W) Switch (JE008A)
<b>Ports</b>	<p>48 RJ-45 auto-negotiating 10/100/1000 ports (IEEE 802.3 Type 10BASE-T, IEEE 802.3u Type 100BASE-TX, IEEE 802.3ab Type 1000BASE-T)</p> <p>4 SFP 1000 Mbps ports</p> <p>1 RJ-45 console port to access limited CLI port</p> <p>Supports a maximum of 48 autosensing 10/100/1000 ports plus 4 1000BASE-X SFP ports, or a combination</p>	<p>24 RJ-45 auto-negotiating 10/100/1000 PoE ports (IEEE 802.3 Type 10BASE-T, IEEE 802.3u Type 100BASE-TX, IEEE 802.3ab Type 1000BASE-T, IEEE 802.3af PoE)</p> <p>4 SFP 1000 Mbps ports</p> <p>1 RJ-45 console port to access limited CLI port</p> <p>Supports a maximum of 24 autosensing 10/100/1000 ports plus 4 1000BASE-X SFP ports, or a combination</p>	<p>24 RJ-45 auto-negotiating 10/100/1000 PoE ports (IEEE 802.3 Type 10BASE-T, IEEE 802.3u Type 100BASE-TX, IEEE 802.3ab Type 1000BASE-T, IEEE 802.3af PoE)</p> <p>4 SFP 1000 Mbps ports</p> <p>1 RJ-45 console port to access limited CLI port</p> <p>Supports a maximum of 24 autosensing 10/100/1000 ports plus 4 1000BASE-X SFP ports, or a combination</p>
<b>Physical characteristics</b>			
Weight	<p>17.4(w) x 10.24(d) x 1.7(h) in (44.2 x 26.01 x 4.32 cm) (1U height)</p> <p>6.8 lb (3.08 kg)</p>	<p>17.4(w) x 16.54(d) x 1.7(h) in (44.2 x 42.01 x 4.32 cm) (1U height)</p> <p>6.8 lb (3.08 kg)</p>	<p>17.4(w) x 16.54(d) x 1.7(h) in (44.2 x 42.01 x 4.32 cm) (1U height)</p> <p>6.8 lb (3.08 kg)</p>
<b>Memory and processor</b>	ARM @ 333 MHz, 128 MB flash, 128 MB RAM; packet buffer size: 512 KB	ARM @ 333 MHz, 128 MB flash, 128 MB RAM; packet buffer size: 512 KB	ARM @ 333 MHz, 128 MB flash, 128 MB RAM; packet buffer size: 512 KB
<b>Mounting</b>	Mounts in an EIA standard 19-inch telco rack or equipment cabinet (hardware included)	Mounts in an EIA standard 19-inch telco rack or equipment cabinet (hardware included)	Mounts in an EIA standard 19-inch telco rack or equipment cabinet (hardware included)
<b>Performance</b>			
100 Mb Latency	< 5 µs	< 5 µs	< 5 µs
1000 Mb Latency	< 5 µs	< 5 µs	< 5 µs
Throughput	up to 77.4 Mpps (64-byte packets)	up to 41.7 Mpps (64-byte packets)	up to 41.7 Mpps (64-byte packets)
Routing/Switching capacity	104 Gb/s	56 Gb/s	56 Gb/s
Routing table size	32 entries (IPv4), 32 entries (IPv6)	32 entries (IPv4), 32 entries (IPv6)	32 entries (IPv4), 32 entries (IPv6)
MAC address table size	8192 entries	8192 entries	8192 entries
<b>Environment</b>			
Operating temperature	32°F to 113°F (0°C to 45°C)	32°F to 113°F (0°C to 45°C)	32°F to 113°F (0°C to 45°C)
Operating relative humidity	10% to 90%, noncondensing	10% to 90%, noncondensing	10% to 90%, noncondensing
Nonoperating/Storage temperature	-40°F to 158°F (-40°C to 70°C)	-40°F to 158°F (-40°C to 70°C)	-40°F to 158°F (-40°C to 70°C)
Nonoperating/Storage relative humidity	10% to 95%, noncondensing	10% to 95%, noncondensing	10% to 95%, noncondensing
<b>Electrical characteristics</b>			
Frequency	50/60 Hz Achieved Miercom Certified Green Award	50/60 Hz	50/60 Hz
Voltage	100-240 VAC	100-240 VAC	100-240 VAC
Maximum power rating	59.8 W	523 W	255 W
PoE power		365 W	170 W
Notes	Maximum power rating and maximum heat dissipation are the worst-case theoretical maximum numbers provided for planning the infrastructure with fully loaded PoE (if equipped), 100% traffic, all ports plugged in, and all modules populated.	Maximum power rating and maximum heat dissipation are the worst-case theoretical maximum numbers provided for planning the infrastructure with fully loaded PoE (if equipped), 100% traffic, all ports plugged in, and all modules populated. PoE power is the power supplied by the internal power supply. It is dependent on the type and quantity of power supplies and may be supplemented with the use of an external power supply (EPS).	Maximum power rating and maximum heat dissipation are the worst-case theoretical maximum numbers provided for planning the infrastructure with fully loaded PoE (if equipped), 100% traffic, all ports plugged in, and all modules populated. PoE power is the power supplied by the internal power supply. It is dependent on the type and quantity of power supplies.
<b>Safety</b>	UL 60950; IEC 60950-1; EN 60950-1; CAN/CSA-C22.2 No. 60950-1-03	UL 60950; IEC 60950-1; EN 60950-1; CAN/CSA-C22.2 No. 60950-1-03	UL 60950; IEC 60950-1; EN 60950-1; CAN/CSA-C22.2 No. 60950-1-03
<b>Emissions</b>	FCC part 15 Class A; VCCI Class A; EN 55022 Class A; CISPR 22 Class A; EN 55024; EN 61000-3-2 2000, 61000-3-3; ICES-003 Class A	FCC part 15 Class A; VCCI Class A; EN 55022 Class A; CISPR 22 Class A; EN 55024; EN 61000-3-2 2000, 61000-3-3; ICES-003 Class A	FCC part 15 Class A; VCCI Class A; EN 55022 Class A; CISPR 22 Class A; EN 55024; EN 61000-3-2 2000, 61000-3-3; ICES-003 Class A
<b>Management</b>	IMC - Intelligent Management Center; limited command-line interface; Web browser; SNMP Manager; IEEE 802.3 Ethernet MIB	IMC - Intelligent Management Center; limited command-line interface; Web browser; SNMP Manager; IEEE 802.3 Ethernet MIB	IMC - Intelligent Management Center; limited command-line interface; Web browser; SNMP Manager; IEEE 802.3 Ethernet MIB
<b>Notes</b>	SFP ports and copper ports work simultaneously, independent of each other, to provide a total of 52 Gigabit Ethernet-capable ports.	SFP ports and copper ports can work simultaneously, independent of each other, to provide a total of 28 Gigabit Ethernet-capable ports.	SFP ports and copper ports work simultaneously, independent of each other, to provide a total of 28 Gigabit Ethernet-capable ports.
<b>Services</b>	3-year, 4-hour onsite, 13x5 coverage for hardware (UV786E)	3-year, 4-hour onsite, 13x5 coverage for hardware (UV786E)	3-year, 4-hour onsite, 13x5 coverage for hardware (UV786E)

### Specifications (continued)

6




## HP 1910 Switch Series

### Specifications (continued)

HP 1910-48G Switch (JE009A)	HP 1910-24G-PoE (365W) Switch (JE007A)	HP 1910-24G-PoE (170W) Switch (JE008A)
<p>1-year, 24x7 software phone support, software updates (HR685E)</p> <p>Refer to the HP website at <a href="http://www.hp.com/networking/services">www.hp.com/networking/services</a> for details on the service-level descriptions and product numbers. For details about services and response times in your area, please contact your local HP sales office.</p>	<p>1-year, 6 hour Call-To-Repair Onsite for hardware (HR686E)</p> <p>1-year, 24x7 software phone support, software updates (HR685E)</p> <p>Refer to the HP website at <a href="http://www.hp.com/networking/services">www.hp.com/networking/services</a> for details on the service-level descriptions and product numbers. For details about services and response times in your area, please contact your local HP sales office.</p>	<p>1-year, 24x7 software phone support, software updates (HR685E)</p> <p>Refer to the HP website at <a href="http://www.hp.com/networking/services">www.hp.com/networking/services</a> for details on the service-level descriptions and product numbers. For details about services and response times in your area, please contact your local HP sales office.</p>

# HP 1910 Switch Series

## Specifications (continued)

			
	<b>HP 1910-24G Switch (JE006A)</b>	<b>HP 1910-16G Switch (JE005A)</b>	<b>HP 1910-8G Switch (JG348A)</b>
<b>Ports</b>	<p>24 RJ-45 auto-negotiating 10/100/1000 ports (IEEE 802.3 Type 10BASE-T, IEEE 802.3u Type 100BASE-TX, IEEE 802.3ab Type 1000BASE-T)</p> <p>4 SFP 1000 Mbps ports</p> <p>1 RJ-45 console port to access limited CLI port</p> <p>Supports a maximum of 24 autosensing 10/100/1000 ports plus 4 1000BASE-X SFP ports, or a combination</p>	<p>16 RJ-45 auto-negotiating 10/100/1000 ports (IEEE 802.3 Type 10BASE-T, IEEE 802.3u Type 100BASE-TX, IEEE 802.3ab Type 1000BASE-T)</p> <p>4 SFP 1000 Mbps ports</p> <p>1 RJ-45 console port to access limited CLI port</p> <p>Supports a maximum of 16 autosensing 10/100/1000 ports plus 4 1000BASE-X SFP ports, or a combination</p>	<p>8 RJ-45 auto-negotiating 10/100/1000 ports (IEEE 802.3 Type 10BASE-T, IEEE 802.3u Type 100BASE-TX, IEEE 802.3ab Type 1000BASE-T)</p> <p>1 SFP 1000 Mbps port</p> <p>1 RJ-45 console port to access limited CLI port</p> <p>Supports a maximum of 8 autosensing 10/100/1000 ports plus 1 1000BASE-X SFP ports, or a combination</p>
<b>Physical characteristics</b>			
	17.4(w) x 6.3(d) x 1.7(h) in (44.2 x 16 x 4.32 cm) (1U height)	17.4(w) x 6.3(d) x 1.7(h) in (44.2 x 16 x 4.32 cm) (1U height)	8.27(w) x 8.27(d) x 1.72(h) in (21 x 21 x 4.36 cm) (1U height)
Weight	6.8 lb (3.08 kg)	6.8 lb (3.08 kg)	4.41 lb (2 kg)
<b>Memory and processor</b>	ARM @ 333 MHz, 128 MB flash, 128 MB RAM; packet buffer size: 512 KB	ARM @ 333 MHz, 128 MB flash, 128 MB RAM; packet buffer size: 512 KB	ARM @ 333 MHz, 128 MB flash, 128 MB RAM; packet buffer size: 512 KB
<b>Mounting</b>	Mounts in an EIA standard 19-inch telco rack or equipment cabinet (hardware included)	Mounts in an EIA standard 19-inch telco rack or equipment cabinet (hardware included)	Mounts in an EIA standard 19-inch telco rack or equipment cabinet (hardware included)
<b>Performance</b>			
100 Mb Latency	< 5 µs	< 5 µs	< 5 µs
1000 Mb Latency	< 5 µs	< 5 µs	< 5 µs
Throughput	up to 41.7 Mpps (64-byte packets)	up to 29.8 Mpps (64-byte packets)	up to 13.4 Mpps (64-byte packets)
Routing/Switching capacity	56 Gb/s	40 Gb/s	18 Gb/s
Routing table size	32 entries (IPv4), 32 entries (IPv6)	32 entries (IPv4), 32 entries (IPv6)	32 entries (IPv4), 32 entries (IPv6)
MAC address table size	8192 entries	8192 entries	8192 entries
<b>Environment</b>			
Operating temperature	32°F to 113°F (0°C to 45°C)	32°F to 113°F (0°C to 45°C)	32°F to 113°F (0°C to 45°C)
Operating relative humidity	10% to 90%, noncondensing	10% to 90%, noncondensing	10% to 90%, noncondensing
Nonoperating/Storage temperature	-40°F to 158°F (-40°C to 70°C)	-40°F to 158°F (-40°C to 70°C)	-40°F to 158°F (-40°C to 70°C)
Nonoperating/Storage relative humidity	10% to 95%, noncondensing	10% to 95%, noncondensing	10% to 95%, noncondensing
<b>Electrical characteristics</b>			
Frequency	50/60 Hz	50/60 Hz	50/60 Hz
Voltage	100-240 VAC	100-240 VAC	100-240 VAC
Maximum power rating	31.5 W	25.1 W	14.4 W
Notes	Maximum power rating and maximum heat dissipation are the worst-case theoretical maximum numbers provided for planning the infrastructure with fully loaded PoE (if equipped), 100% traffic, all ports plugged in, and all modules populated.	Maximum power rating and maximum heat dissipation are the worst-case theoretical maximum numbers provided for planning the infrastructure with fully loaded PoE (if equipped), 100% traffic, all ports plugged in, and all modules populated.	Maximum power rating and maximum heat dissipation are the worst-case theoretical maximum numbers provided for planning the infrastructure with fully loaded PoE (if equipped), 100% traffic, all ports plugged in, and all modules populated.
<b>Safety</b>	UL 60950; IEC 60950-1; EN 60950-1; CAN/CSA-C22.2 No. 60950-1-03	UL 60950; IEC 60950-1; EN 60950-1; CAN/CSA-C22.2 No. 60950-1-03	UL 60950; IEC 60950-1; EN 60950-1; CAN/CSA-C22.2 No. 60950-1-03
<b>Emissions</b>	FCC part 15 Class A; VCCI Class A; EN 55022 Class A; CISPR 22 Class A; EN 55024; EN 61000-3-2 2000, 61000-3-3; ICES-003 Class A	FCC part 15 Class A; VCCI Class A; EN 55022 Class A; CISPR 22 Class A; EN 55024; EN 61000-3-2 2000, 61000-3-3; ICES-003 Class A	FCC part 15 Class A; VCCI Class A; EN 55022 Class A; CISPR 22 Class A; EN 55024; EN 61000-3-2 2000, 61000-3-3; ICES-003 Class A
<b>Management</b>	IMC - Intelligent Management Center; limited command-line interface; Web browser; SNMP Manager; IEEE 802.3 Ethernet MIB	IMC - Intelligent Management Center; limited command-line interface; Web browser; SNMP Manager; IEEE 802.3 Ethernet MIB	IMC - Intelligent Management Center; limited command-line interface; Web browser; SNMP Manager; IEEE 802.3 Ethernet MIB
<b>Notes</b>	SFP ports and copper ports can work simultaneously, independent of each other, to provide a total of 28 Gigabit Ethernet-capable ports.	SFP ports and copper ports can work simultaneously, independent of each other, to provide a total of 20 Gigabit Ethernet-capable ports.	SFP port and copper ports work simultaneously, independent of each other, to provide a total of 9 Gigabit Ethernet-capable ports.
<b>Services</b>	<p>3-year, 4-hour onsite, 13x5 coverage for hardware (UV786E)</p> <p>3-year, 4-hour onsite, 24x7 coverage for hardware (UW485E)</p>	<p>3-year, 4-hour onsite, 13x5 coverage for hardware (UV786E)</p> <p>3-year, 4-hour onsite, 24x7 coverage for hardware (UW485E)</p>	Refer to the HP website at <a href="http://www.hp.com/networking/services">www.hp.com/networking/services</a> for details on the service-level descriptions and product numbers. For details about services and response times in your area, please contact your local HP sales office.



# HP 1910 Switch Series

## Specifications (continued)

HP 1910-24G Switch (JE006A)	HP 1910-16G Switch (JE005A)	HP 1910-8G Switch (JG348A)
3-year, 4-hour onsite, 24x7 coverage for hardware, 24x7 SW phone support and SW updates (UW036E)	3-year, 4-hour onsite, 24x7 coverage for hardware, 24x7 SW phone support and SW updates (UW036E)	
3-year, 4-hour onsite, 24x7 coverage for hardware, 24x7 SW phone support and SW updates (UW488E)	3-year, 4-hour onsite, 24x7 coverage for hardware, 24x7 SW phone support and SW updates (UW488E)	
3-year, 24x7 SW phone support, software updates (UV807E)	3-year, 24x7 SW phone support, software updates (UV807E)	
3-year, 24x7 SW phone support, software updates (UV789E)	3-year, 24x7 SW phone support, software updates (UV789E)	
1-year, post-warranty, 4-hour onsite, 13x5 coverage for hardware (HR682E)	1-year, post-warranty, 4-hour onsite, 13x5 coverage for hardware (HR682E)	
1-year, post-warranty, 4-hour onsite, 24x7 coverage for hardware (HR683E)	1-year, post-warranty, 4-hour onsite, 24x7 coverage for hardware (HR683E)	
1-year, post-warranty, 4-hour onsite, 24x7 coverage for hardware, 24x7 software phone support (HR684E)	1-year, post-warranty, 4-hour onsite, 24x7 coverage for hardware, 24x7 software phone support (HR684E)	
Installation with minimum configuration, system-based pricing (UY901E)	Installation with minimum configuration, system-based pricing (UY901E)	
Installation with HP-provided configuration, system-based pricing (UY902E)	Installation with minimum configuration, system-based pricing (UW451E)	
4-year, 4-hour onsite, 13x5 coverage for hardware (UV787E)	Installation with HP-provided configuration, system-based pricing (UY902E)	
4-year, 4-hour onsite, 13x5 coverage for hardware (UV805E)	4-year, 4-hour onsite, 13x5 coverage for hardware (UV787E)	
4-year, 4-hour onsite, 24x7 coverage for hardware (UW034E)	4-year, 4-hour onsite, 13x5 coverage for hardware (UV805E)	
4-year, 4-hour onsite, 24x7 coverage for hardware (UW486E)	4-year, 4-hour onsite, 24x7 coverage for hardware (UW034E)	
4-year, 4-hour onsite, 24x7 coverage for hardware, 24x7 software phone (UW037E)	4-year, 4-hour onsite, 24x7 coverage for hardware (UW486E)	
4-year, 4-hour onsite, 24x7 coverage for hardware, 24x7 software phone (UW489E)	4-year, 4-hour onsite, 24x7 coverage for hardware, 24x7 software phone (UW037E)	
4-year, 24x7 SW phone support, software updates (UV790E)	4-year, 4-hour onsite, 24x7 coverage for hardware, 24x7 software phone (UW489E)	
4-year, 24x7 SW phone support, software updates (UV808E)	4-year, 24x7 SW phone support, software updates (UV790E)	
5-year, 4-hour onsite, 13x5 coverage for hardware (UV788E)	4-year, 24x7 SW phone support, software updates (UV808E)	
5-year, 4-hour onsite, 13x5 coverage for hardware (UV806E)	5-year, 4-hour onsite, 13x5 coverage for hardware (UV788E)	
5-year, 4-hour onsite, 24x7 coverage for hardware (UW035E)	5-year, 4-hour onsite, 13x5 coverage for hardware (UV806E)	
5-year, 4-hour onsite, 24x7 coverage for hardware (UW487E)	5-year, 4-hour onsite, 24x7 coverage for hardware (UW035E)	
5-year, 4-hour onsite, 24x7 coverage for hardware, 24x7 software phone (UW038E)	5-year, 4-hour onsite, 24x7 coverage for hardware (UW487E)	
5-year, 4-hour onsite, 24x7 coverage for hardware, 24x7 software phone (UW490E)	5-year, 4-hour onsite, 24x7 coverage for hardware, 24x7 software phone (UW038E)	
5-year, 24x7 SW phone support, software updates (UV791E)	5-year, 4-hour onsite, 24x7 coverage for hardware, 24x7 software phone (UW490E)	
5-year, 24x7 SW phone support, software updates (UV809E)	5-year, 24x7 SW phone support, software updates (UV791E)	
3 Yr 6 hr Call-to-Repair Onsite (UW491E)	5-year, 24x7 SW phone support, software updates (UV809E)	
3 Yr 6 hr Call-to-Repair Onsite (UW039E)	3 Yr 6 hr Call-to-Repair Onsite (UW491E)	
4 Yr 6 hr Call-to-Repair Onsite (UW492E)	3 Yr 6 hr Call-to-Repair Onsite (UW039E)	
4 Yr 6 hr Call-to-Repair Onsite (UW040E)	4 Yr 6 hr Call-to-Repair Onsite (UW492E)	
5 Yr 6 hr Call-to-Repair Onsite (UW493E)	4 Yr 6 hr Call-to-Repair Onsite (UW040E)	
5 Yr 6 hr Call-to-Repair Onsite (UW041E)	5 Yr 6 hr Call-to-Repair Onsite (UW493E)	
1-year, 6 hour Call-To-Repair Onsite for hardware (HR686E)	5 Yr 6 hr Call-to-Repair Onsite (UW041E)	
1-year, 24x7 software phone support, software updates (HR685E)	1-year, 6 hour Call-To-Repair Onsite for hardware (HR686E)	




# HP 1910 Switch Series

## Specifications (continued)

HP 1910-24G Switch (JE006A)	HP 1910-16G Switch (JE005A)	HP 1910-8G Switch (JG348A)
Refer to the HP website at <a href="http://www.hp.com/networking/services">www.hp.com/networking/services</a> for details on the service-level descriptions and product numbers. For details about services and response times in your area, please contact your local HP sales office.	1-year, 24x7 software phone support, software updates (HR685E)  Refer to the HP website at <a href="http://www.hp.com/networking/services">www.hp.com/networking/services</a> for details on the service-level descriptions and product numbers. For details about services and response times in your area, please contact your local HP sales office.	

# HP 1910 Switch Series

## Specifications (continued)

			
	HP 1910-8G-PoE+ (65W) Switch (JG349A)	HP 1910-8G-PoE+ (180W) Switch (JG350A)	HP 1910-24 Switch (JG538A)
<b>Ports</b>	<p>8 RJ-45 auto-negotiating 10/100/1000 PoE+ ports (IEEE 802.3 Type 10BASE-T, IEEE 802.3u Type 100BASE-TX, IEEE 802.3ab Type 1000BASE-T, IEEE 802.3af PoE, IEEE 802.3at)</p> <p>1 SFP 1000 Mbps port</p> <p>1 RJ-45 console port to access limited CLI port</p> <p>Supports a maximum of 8 autosensing 10/100/1000 ports plus 1 1000BASE-X SFP ports, or a combination</p>	<p>8 RJ-45 auto-negotiating 10/100/1000 PoE+ ports (IEEE 802.3 Type 10BASE-T, IEEE 802.3u Type 100BASE-TX, IEEE 802.3ab Type 1000BASE-T, IEEE 802.3af PoE, IEEE 802.3at)</p> <p>1 SFP 1000 Mbps port</p> <p>1 RJ-45 console port to access limited CLI port</p> <p>Supports a maximum of 8 autosensing 10/100/1000 ports plus 1 1000BASE-X SFP ports, or a combination</p>	<p>24 RJ-45 autosensing 10/100 ports (IEEE 802.3 Type 10BASE-T, IEEE 802.3u Type 100BASE-TX); Duplex: half or full</p> <p>2 SFP dual-personality 1000 Mbps ports (IEEE 802.3ab Type 1000BASE-T)</p> <p>1 RJ-45 console port to access limited CLI port</p> <p>Supports a maximum of 24 autosensing 10/100 ports plus 2 1000BASE-X SFP ports, with optional module</p>
<b>Physical characteristics</b>	<p>10.24(w) x 11.81(d) x 1.72(h) in (26 x 30 x 4.36 cm) (1U height)</p> <p>6.61 lb (3 kg)</p>	<p>10.24(w) x 11.81(d) x 1.72(h) in (26 x 30 x 4.36 cm) (1U height)</p> <p>6.61 lb (3 kg)</p>	<p>17.32(w) x 6.81(d) x 1.73(h) in (44 x 17.3 x 4.4 cm) (1U height)</p> <p>4.85 lb (2.2 kg)</p>
<b>Memory and processor</b>	ARM @ 333 MHz, 128 MB flash, 128 MB RAM; packet buffer size: 512 KB	ARM @ 333 MHz, 128 MB flash, 128 MB RAM; packet buffer size: 512 KB	MIPS @ 500 MHz, 32 MB flash, 128 MB RAM; packet buffer size: 512 KB
<b>Mounting</b>	Mounts in an EIA standard 19-inch telco rack or equipment cabinet (hardware included)	Mounts in an EIA standard 19-inch telco rack or equipment cabinet (hardware included)	Mounts in an EIA standard 19-inch telco rack or equipment cabinet (hardware included)
<b>Performance</b>			
100 Mb Latency	< 5 µs	< 5 µs	< 5 µs
1000 Mb Latency	< 5 µs	< 5 µs	< 5 µs
Throughput	up to 13.4 Mpps (64-byte packets)	up to 13.4 Mpps (64-byte packets)	up to 6.6 Mpps (64-byte packets)
Routing/Switching capacity	18 Gb/s	18 Gb/s	8.8 Gb/s
Routing table size	32 entries (IPv4), 32 entries (IPv6)	32 entries (IPv4), 32 entries (IPv6)	32 entries (IPv4), 32 entries (IPv6)
MAC address table size	8192 entries	8192 entries	8192 entries
<b>Environment</b>			
Operating temperature	32°F to 113°F (0°C to 45°C)	32°F to 113°F (0°C to 45°C)	32°F to 104°F (0°C to 40°C)
Operating relative humidity	10% to 90%, noncondensing	10% to 90%, noncondensing	10% to 90%, noncondensing
Nonoperating/Storage temperature	-40°F to 158°F (-40°C to 70°C)	-40°F to 158°F (-40°C to 70°C)	-40°F to 158°F (-40°C to 70°C)
Nonoperating/Storage relative humidity	10% to 95%, noncondensing	10% to 95%, noncondensing	10% to 95%, noncondensing
<b>Electrical characteristics</b>			
Frequency	50/60 Hz	50/60 Hz	50/60 Hz
Voltage	100-240 VAC	100-240 VAC	100-240 VAC
Maximum power rating	93 W	228 W	12 W
PoE power	65 W	180 W	
Notes	Maximum power rating and maximum heat dissipation are the worst-case theoretical maximum numbers provided for planning the infrastructure with fully loaded PoE (if equipped), 100% traffic, all ports plugged in, and all modules populated. PoE power is the power supplied by the internal power supply. It is dependent on the type and quantity of power supplies.	Maximum power rating and maximum heat dissipation are the worst-case theoretical maximum numbers provided for planning the infrastructure with fully loaded PoE (if equipped), 100% traffic, all ports plugged in, and all modules populated. PoE power is the power supplied by the internal power supply. It is dependent on the type and quantity of power supplies.	Maximum power rating and maximum heat dissipation are the worst-case theoretical maximum numbers provided for planning the infrastructure with fully loaded PoE (if equipped), 100% traffic, all ports plugged in, and all modules populated.
<b>Safety</b>	UL 60950; IEC 60950-1; EN 60950-1; CAN/CSA-C22.2 No. 60950-1-03	UL 60950; IEC 60950-1; EN 60950-1; CAN/CSA-C22.2 No. 60950-1-03	IEC 60950-1; EN 60950-1; UL 60950-1 2nd Edition; CSA C22.2 No. 60950-1-07 2nd Edition
<b>Emissions</b>	FCC part 15 Class A; VCCI Class A; EN 55022 Class A; CISPR 22 Class A; EN 55024; EN 61000-3-2 2000, 61000-3-3; ICES-003 Class A	FCC part 15 Class A; VCCI Class A; EN 55022 Class A; CISPR 22 Class A; EN 55024; EN 61000-3-2 2000, 61000-3-3; ICES-003 Class A	FCC part 15 Class A; VCCI Class A; EN 55022 Class A; CISPR 22 Class A; EN 55024; EN 61000-3-2 2000, 61000-3-3; ICES-003 Class A
<b>Management</b>	IMC - Intelligent Management Center; limited command-line interface; Web browser; SNMP Manager; IEEE 802.3 Ethernet MIB	IMC - Intelligent Management Center; limited command-line interface; Web browser; SNMP Manager; IEEE 802.3 Ethernet MIB	IMC - Intelligent Management Center; limited command-line interface; Web browser; SNMP Manager; IEEE 802.3 Ethernet MIB
<b>Notes</b>	SFP port and copper ports work simultaneously, independent of each other, to provide a total of 9 Gigabit Ethernet-capable ports.	SFP port and copper ports work simultaneously, independent of each other, to provide a total of 9 Gigabit Ethernet-capable ports.	The HP 1910-24G Switch (JE006A) was formerly sold as the 3Com Baseline Plus 2928 (3CRBSG2893) and may ship with this product labeling. SFP ports and copper ports can work simultaneously, independent of each other, to provide a total of 28 Gigabit Ethernet-capable ports.

# HP 1910 Switch Series

## Specifications (continued)

	HP 1910-8G-PoE+ (65W) Switch (JG349A)	HP 1910-8G-PoE+ (180W) Switch (JG350A)	HP 1910-24 Switch (JG538A)
Services	Refer to the HP website at <a href="http://www.hp.com/networking/services">www.hp.com/networking/services</a> for details on the service-level descriptions and product numbers. For details about services and response times in your area, please contact your local HP sales office.	Refer to the HP website at <a href="http://www.hp.com/networking/services">www.hp.com/networking/services</a> for details on the service-level descriptions and product numbers. For details about services and response times in your area, please contact your local HP sales office.	Refer to the HP website at <a href="http://www.hp.com/networking/services">www.hp.com/networking/services</a> for details on the service-level descriptions and product numbers. For details about services and response times in your area, please contact your local HP sales office.

# HP 1910 Switch Series

## Specifications (continued)



**HP 1910-8 Switch (J6536A)**



**HP 1910-48 Switch (J6540A)**

<b>Ports</b>	<p>8 RJ-45 autosensing 10/100 ports (IEEE 802.3 Type 10BASE-T, IEEE 802.3u Type 100BASE-TX); Duplex: half or full</p> <p>2 SFP dual-personality 1000 Mbps ports (IEEE 802.3ab Type 1000BASE-T)</p> <p>1 RJ-45 console port to access limited CLI port</p> <p>Supports a maximum of 8 autosensing 10/100 ports plus 2 1000BASE-X SFP ports, or a combination</p>	<p>48 RJ-45 autosensing 10/100 ports (IEEE 802.3 Type 10BASE-T, IEEE 802.3u Type 100BASE-TX); Duplex: half or full</p> <p>2 SFP 1000 Mbps ports</p> <p>2 RJ-45 autosensing 10/100/1000 ports (IEEE 802.3 Type 10BASE-T, IEEE 802.3u Type 100BASE-TX, IEEE 802.3ab Type 1000BASE-T); Duplex: 10BASE-T/100BASE-TX: half or full; 1000BASE-T: full only</p> <p>1 RJ-45 console port to access limited CLI port</p> <p>Supports a maximum of 48 autosensing 10/100 ports plus 2 1000BASE-X SFP ports plus 2 autosensing 10/100/1000 ports, or a combination</p>
<b>Physical characteristics</b>		
Weight	10.47(w) x 6.38(d) x 1.73(h) in (26.6 x 16.2 x 4.4 cm) (1U height) 2.2 lb (1 kg)	17.32(w) x 6.81(d) x 1.73(h) in (44 x 17.3 x 4.4 cm) (1U height) 5.07 lb (2.3 kg)
<b>Memory and processor</b>		
	MIPS @ 500 MHz, 32 MB flash, 128 MB RAM; packet buffer size: 512 KB	MIPS @ 500 MHz, 32 MB flash, 128 MB RAM; packet buffer size: 1.5 MB
<b>Mounting</b>	Mounts in an EIA standard 19-inch telco rack or equipment cabinet (hardware included)	Mounts in an EIA standard 19-inch telco rack or equipment cabinet (hardware included)
<b>Performance</b>		
100 Mb Latency	< 5 µs	< 5 µs
1000 Mb Latency	< 5 µs	< 5 µs
Throughput	up to 4.2 Mpps (64-byte packets)	up to 13.1 Mpps (64-byte packets)
Routing/Switching capacity	5.6 Gb/s	17.6 Gb/s
Routing table size	32 entries (IPv4), 32 entries (IPv6)	32 entries (IPv4), 32 entries (IPv6)
MAC address table size	8192 entries	8192 entries
<b>Environment</b>		
Operating temperature	32°F to 104°F (0°C to 40°C)	32°F to 104°F (0°C to 40°C)
Operating relative humidity	10% to 90%, noncondensing	10% to 90%, noncondensing
Nonoperating/Storage temperature	-40°F to 158°F (-40°C to 70°C)	-40°F to 158°F (-40°C to 70°C)
Nonoperating/Storage relative humidity	10% to 95%, noncondensing	10% to 95%, noncondensing
<b>Electrical characteristics</b>		
Frequency	50/60 Hz	50/60 Hz
Voltage	100-240 VAC	100-240 VAC
Maximum power rating	8 W	22 W
Notes	Maximum power rating and maximum heat dissipation are the worst-case theoretical maximum numbers provided for planning the infrastructure with fully loaded PoE (if equipped), 100% traffic, all ports plugged in, and all modules populated.	Maximum power rating and maximum heat dissipation are the worst-case theoretical maximum numbers provided for planning the infrastructure with fully loaded PoE (if equipped), 100% traffic, all ports plugged in, and all modules populated.
<b>Safety</b>	IEC 60950-1; EN 60950-1; UL 60950-1 2nd Edition; CSA C22.2 No. 60950-1-07 2nd Edition	IEC 60950-1; EN 60950-1; UL 60950-1 2nd Edition; CSA C22.2 No. 60950-1-07 2nd Edition
<b>Emissions</b>	FCC part 15 Class A; VCCI Class A; EN 55022 Class A; CISPR 22 Class A; EN 55024; EN 61000-3-2 2000, 61000-3-3; ICES-003 Class A	FCC part 15 Class A; VCCI Class A; EN 55022 Class A; CISPR 22 Class A; EN 55024; EN 61000-3-2 2000, 61000-3-3; ICES-003 Class A
<b>Management</b>	IMC - Intelligent Management Center; limited command-line interface; Web browser; SNMP Manager; IEEE 802.3 Ethernet MIB	IMC - Intelligent Management Center; limited command-line interface; Web browser; SNMP Manager; IEEE 802.3 Ethernet MIB
<b>Notes</b>	The HP 1910-24G Switch (JE006A) was formerly sold as the 3Com Baseline Plus 2928 (3CRBSG2893) and may ship with this product labeling. SFP ports and copper ports can work simultaneously, independent of each other, to provide a total of 28 Gigabit Ethernet-capable ports.	The HP 1910-24G Switch (JE006A) was formerly sold as the 3Com Baseline Plus 2928 (3CRBSG2893) and may ship with this product labeling. SFP ports and copper ports can work simultaneously, independent of each other, to provide a total of 28 Gigabit Ethernet-capable ports.
<b>Services</b>	Refer to the HP website at <a href="http://www.hp.com/networking/services">www.hp.com/networking/services</a> for details on the service-level descriptions and product numbers. For details about services and response times in your area, please contact your local HP sales office.	Refer to the HP website at <a href="http://www.hp.com/networking/services">www.hp.com/networking/services</a> for details on the service-level descriptions and product numbers. For details about services and response times in your area, please contact your local HP sales office.

# HP 1910 Switch Series

## Specifications (continued)



HP 1910-8-PoE+ Switch (JG537A)



HP 1910-24-PoE+ Switch (JG539A)

<b>Ports</b>	8 RJ-45 autosensing 10/100 PoE+ ports (IEEE 802.3 Type 10BASE-T, IEEE 802.3u Type 100BASE-TX, IEEE 802.3at PoE+); Duplex: half or full	24 RJ-45 autosensing 10/100 PoE+ ports (IEEE 802.3 Type 10BASE-T, IEEE 802.3u Type 100BASE-TX, IEEE 802.3at PoE+); Duplex: half or full
	2 SFP dual-personality 1000 Mbps ports (IEEE 802.3ab Type 1000BASE-T)	2 SFP dual-personality 1000 Mbps ports (IEEE 802.3ab Type 1000BASE-T)
	1 RJ-45 console port to access limited CLI port	1 RJ-45 console port to access limited CLI port
	Supports a maximum of 8 autosensing 10/100 ports plus 2 1000BASE-X SFP ports, or a combination	Supports a maximum of 24 autosensing 10/100 ports plus 2 1000BASE-X SFP ports, or a combination
<b>Physical characteristics</b>		
Weight	12.99(w) x 9.06(d) x 1.73(h) in (33 x 23 x 4.4 cm) (1U height)	17.32(w) x 9.37(d) x 1.73(h) in (44 x 23.8 x 4.4 cm) (1U height)
	4.63 lb (2.1 kg)	7.28 lb (3.3 kg)
<b>Memory and processor</b>		
	MIPS @ 500 MHz, 32 MB flash, 128 MB RAM; packet buffer size: 512 KB	MIPS @ 500 MHz, 32 MB flash, 128 MB RAM; packet buffer size: 512 KB
<b>Mounting</b>		
	Mounts in an EIA standard 19-inch telco rack or equipment cabinet (hardware included)	Mounts in an EIA standard 19-inch telco rack or equipment cabinet (hardware included)
<b>Performance</b>		
100 Mb Latency	< 5 µs	< 5 µs
1000 Mb Latency	< 5 µs	< 5 µs
Throughput	up to 4.2 Mpps (64-byte packets)	up to 6.6 Mpps (64-byte packets)
Routing/Switching capacity	5.6 Gb/s	8.8 Gb/s
Routing table size	32 entries (IPv4), 32 entries (IPv6)	32 entries (IPv4), 32 entries (IPv6)
MAC address table size	8192 entries	8192 entries
<b>Environment</b>		
Operating temperature	32°F to 104°F (0°C to 40°C)	32°F to 104°F (0°C to 40°C)
Operating relative humidity	10% to 90%, noncondensing	10% to 90%, noncondensing
Nonoperating/Storage temperature	-40°F to 158°F (-40°C to 70°C)	-40°F to 158°F (-40°C to 70°C)
Nonoperating/Storage relative humidity	10% to 95%, noncondensing	10% to 95%, noncondensing
<b>Electrical characteristics</b>		
Frequency	50/60 Hz	50/60 Hz
Voltage	100-240 VAC	100-240 VAC
Maximum power rating	90 W	220 W
PoE power	62 W	180 W
Notes	Maximum power rating and maximum heat dissipation are the worst-case theoretical maximum numbers provided for planning the infrastructure with fully loaded PoE (if equipped), 100% traffic, all ports plugged in, and all modules populated. PoE power is the power supplied by the internal power supply. It is dependent on the type and quantity of power supplies and may be supplemented with the use of an external power supply (EPS).	Maximum power rating and maximum heat dissipation are the worst-case theoretical maximum numbers provided for planning the infrastructure with fully loaded PoE (if equipped), 100% traffic, all ports plugged in, and all modules populated. PoE power is the power supplied by the internal power supply. It is dependent on the type and quantity of power supplies and may be supplemented with the use of an external power supply (EPS).
<b>Safety</b>		
	IEC 60950-1; EN 60950-1; UL 60950-1 2nd Edition; CSA C22.2 No. 60950-1-07 2nd Edition	IEC 60950-1; EN 60950-1; UL 60950-1 2nd Edition; CSA C22.2 No. 60950-1-07 2nd Edition
<b>Emissions</b>		
	FCC part 15 Class A; VCCI Class A; EN 55022 Class A; CISPR 22 Class A; EN 55024; EN 61000-3-2 2000, 61000-3-3; ICES-003 Class A	FCC part 15 Class A; VCCI Class A; EN 55022 Class A; CISPR 22 Class A; EN 55024; EN 61000-3-2 2000, 61000-3-3; ICES-003 Class A
<b>Management</b>		
	IMC - Intelligent Management Center; limited command-line interface; Web browser; SNMP Manager; IEEE 802.3 Ethernet MIB	IMC - Intelligent Management Center; limited command-line interface; Web browser; SNMP Manager; IEEE 802.3 Ethernet MIB
<b>Notes</b>		
	The HP 1910-24G Switch (JE006A) was formerly sold as the 3Com Baseline Plus 2928 (3CRBSG2893) and may ship with this product labeling. SFP ports and copper ports can work simultaneously, independent of each other, to provide a total of 28 Gigabit Ethernet-capable ports.	The HP 1910-24G Switch (JE006A) was formerly sold as the 3Com Baseline Plus 2928 (3CRBSG2893) and may ship with this product labeling. SFP ports and copper ports can work simultaneously, independent of each other, to provide a total of 28 Gigabit Ethernet-capable ports.
<b>Services</b>		
	Refer to the HP website at <a href="http://www.hp.com/networking/services">www.hp.com/networking/services</a> for details on the service-level descriptions and product numbers. For details about services and response times in your area, please contact your local HP sales office.	Refer to the HP website at <a href="http://www.hp.com/networking/services">www.hp.com/networking/services</a> for details on the service-level descriptions and product numbers. For details about services and response times in your area, please contact your local HP sales office.

---

**Standards and Protocols**

(applies to all products in series)

Device management		RFC 2819 RMON	
General protocols	IEEE 802.1D MAC Bridges	IEEE 802.1s (MSTP)	IEEE 802.3ad Link Aggregation Control Protocol (LACP)
	IEEE 802.1p Priority	IEEE 802.1w Rapid Reconfiguration of Spanning Tree	IEEE 802.3i 10BASE-T
	IEEE 802.1Q VLANs	IEEE 802.3 Type 10BASE-T	IEEE 802.3x Flow Control
		IEEE 802.3ab 1000BASE-T	IEEE 802.3z 1000BASE-X
MIBs	RFC 1213 MIB II	RFC 2572 SNMP-MPD MIB	RFC 2667 IP Tunnel MIB
	RFC 1493 Bridge MIB	RFC 2573 SNMP-Notification MIB	RFC 2668 802.3 MAU MIB
	RFC 2021 RMONv2 MIB	RFC 2573 SNMP-Target MIB	RFC 2674 802.1p and IEEE 802.1Q Bridge MIB
	RFC 2233 Interface MIB	RFC 2613 SMON MIB	RFC 2737 Entity MIB (Version 2)
	RFC 2233 Interfaces MIB	RFC 2618 RADIUS Client MIB	RFC 3414 SNMP-User based-SM MIB
	RFC 2571 SNMP Framework MIB	RFC 2620 RADIUS Accounting MIB	RFC 3415 SNMP-View based-ACM MIB
		RFC 2665 Ethernet-Like-MIB	RFC 3418 MIB for SNMPv3
Network management		IEEE 802.1AB Link Layer Discovery Protocol (LLDP)	IEEE 802.1D (STP)
QoS/CoS		IEEE 802.1P (CoS)	
Security		IEEE 802.1X Port Based Network Access Control	

## HP 1910 Switch Series accessories

### Transceivers

HP X121 1G SFP LC SX Transceiver (J4858C)  
HP X121 1G SFP LC LX Transceiver (J4859C)  
HP X121 1G SFP RJ45 T Transceiver (J8177C)  
HP X120 1G SFP LC SX Transceiver (JD118B)  
HP X120 1G SFP LC LX Transceiver (JD119B)  
HP X124 1G SFP LC SX Transceiver (JD493A)  
HP X124 1G SFP LC LX Transceiver (JD494A)  
HP X120 1G SFP RJ45 T Transceiver (JD089B)

### Cables

HP 0.5 m Multimode OM3 LC/LC Optical Cable (AJ833A)  
HP 1 m Multimode OM3 LC/LC Optical Cable (AJ834A)  
HP 2 m Multimode OM3 LC/LC Optical Cable (AJ835A)  
HP 5 m Multimode OM3 LC/LC Optical Cable (AJ836A)  
HP 15 m Multimode OM3 LC/LC Optical Cable (AJ837A)  
HP 30 m Multimode OM3 LC/LC Optical Cable (AJ838A)

HP 50 m Multimode OM3 LC/LC Optical Cable (AJ839A)  
HP Premier Flex LC/LC Multi-mode OM4 2 fiber 1m Cable (QK732A)  
HP Premier Flex LC/LC Multi-mode OM4 2 fiber 2m Cable (QK733A)  
HP Premier Flex LC/LC Multi-mode OM4 2 fiber 5m Cable (QK734A)  
HP Premier Flex LC/LC Multi-mode OM4 2 fiber 15m Cable (QK735A)  
HP Premier Flex LC/LC Multi-mode OM4 2 fiber 30m Cable (QK736A)  
HP Premier Flex LC/LC Multi-mode OM4 2 fiber 50m Cable (QK737A)



Products within this series have achieved sufficient scores in each of the rated criteria to achieve the Miercom Certified Green distinction Award. See the Specifications section of this series for more information.

---

**To learn more, visit [hp.com/networking](http://hp.com/networking)**

© Copyright 2010-2013 Hewlett-Packard Development Company, L.P. The information contained herein is subject to change without notice. The only warranties for HP products and services are set forth in the express warranty statements accompanying such products and services. Nothing herein should be construed as constituting an additional warranty. HP shall not be liable for technical or editorial errors or omissions contained herein.

Microsoft is a U.S. registered trademark of Microsoft Corporation.

4AA1-7808ENW, Created June 2010; Updated September 2013, Rev. 5

