

V1730A Series

Indoor & Outdoor Mini PTZ Domes

Infinova[®]
The Integrator's Manufacturer



Features

- High performance 1/4" SONY CCD, clear imaging and natural color
- 10x12 zoom available
- High-precision drive motor for smooth and quick movement
- 360° continuous pan travel, auto flip vertically
- Support Infinova, Pelco-P/D protocols, and Up-the-Coax protocol self-adaptive
- No surveillance blind area
- Dome address setting via software or DIP switch
- 254 presets, 4 patterns, 4 autopans, 6 tours, auto flip, autoscan and home position
- Motion detection function associated with relay alarm, 2 alarm inputs, 1 relay output
- 16 video blanking sectors and 24 spherical privacy zones
- 2 alarm inputs and 1 relay output, with alarm associated with presets
- Surge and lightning protection
- IP66 rating (nor for recessed mount domes)



Ordering Information

For complete part numbering information, kindly refer to the part number guide.

Accessories

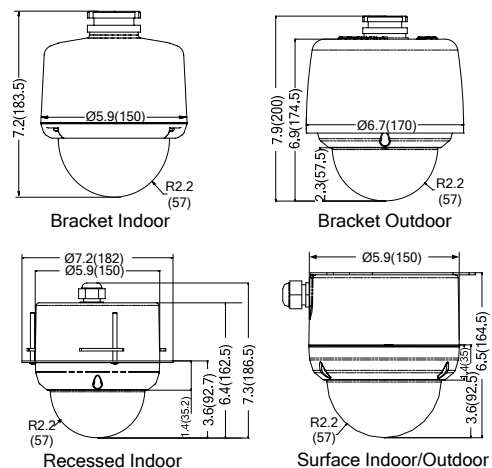
V1761MS:	Wall mount, 6" horizontal
V1762MS:	Corner mount, 6" horizontal
V1763MS:	Pole side, 6" horizontal
V1764:	Indoor pendant, 15" long vertical
V1764A:	Outdoor pendant, 15" long vertical, side opening for wiring
V1764B:	Outdoor pendant, 15" long vertical, top opening for wiring

For detailed information, refer to V1760 series indoor/outdoor dome mounts.

Description

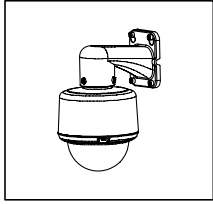
Infinova's V1730A series indoor vandal resistant 10X mini PTZ dome is compact and light weight with an inner step motor, slip ring, rotation bearing, timing PCB and transmission gear. The V1730A series 10X mini PTZ dome features continuous 360° rotation, with super sensitivity, auto focus, auto iris, and backlight compensation. The cameras provide quality images under any lighting conditions. The OSD menu allows for the ease of installation and maintenance.

Dimensions

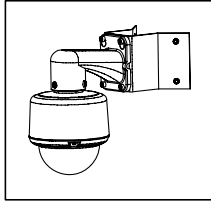


(Unit: inch, in the parentheses is mm)

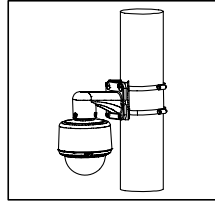
Mounting




Wall Mount



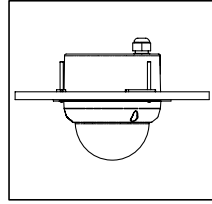
Corner Mount



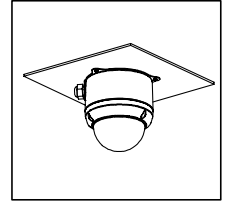
Pole Mount



Pendant Mount



Recessed Mount



Surface Mount

Specifications

Optical Zoom	10X
Digital Zoom	12X
Programmable Presets	254
Programmable Patterns	4
Programmable Autopans	4
Tours	6
Alarm Input	2
Relay Output	1
Spherical Privacy Zones	24
Video Blanking Sectors	16
Motion Detection	Yes
Home Position	Yes
Auto Scan	Yes
Protocols Supported	INFINOVA, PELCO-P/D self-adaptive
Number of Addresses	1~254
Baud Rate	2400/4800/9600 bps selectable
Auto Synchronization	Built-in sync generator
Power Supply	24VAC/24VDC self-adaptive or 12VDC
Power Consumption	Indoor: 8W (12VDC); 12W (24VDC); Outdoor: 15W (24VAC); 23W (24VDC, W/Heater); 36W (24VAC, W/Heater)
Power Surge Protection	Yes
Motor	Stepping motor
Manual Speed	Pan: 1°~240°/second; Tilt: 1°~100°/second
Maximum Preset Speed	350° /second
Pan Travel	360° continuous
Tilt Travel	0°~90°
Preset Accuracy	±0.3°
Product Dimension (HxD)	Bracket (indoor): 7.22" × Φ5.91" (183.5mm × Φ150mm); Bracket (outdoor): 7.87" × Φ6.69" (200mm × Φ170mm) Recessed: 6.40" × Φ7.17" (162.5mm × Φ182mm); Surface: 6.48" × Φ5.91" (164.5mm × Φ150mm)
Box Dimension (LxWxH)	8.66" × 8.66" × 11.22" (220mm × 220mm × 285mm)
Shipping Weight	Bracket (indoor): 4.63lbs (2.1kg); Bracket (outdoor): 5.07lbs (2.3kg) Recessed: 5.07lbs (2.3kg); Surface: 5.51lbs (2.5kg)
Operating Temperature	Indoor: 14°F~104°F (-10°C~+40°C); Outdoor: -40°F~140°F (-40°C ~ +60°C)
Work Humidity	0~90% RH (non-condensing)
Certifications	CE/EMC: EN 55022, EN 55024, EN 61000-3-2, EN 61000-3-3, (Certificate No: BCT09DC-291E); FCC: Part15 Subpart B, (Certificate No: BCT09DC-294E); ISO 9001:2008

Camera Parameters

Image Sensor	Sony 1/4-type EXview HAD CCD
Resolution	PAL/440K: 752×582; NTSC/380K: 768×494
Aperture/Focal Length	F1.8 ~ F2.9, f=4.2mm (Wide) ~ 42.0mm (Tele)
Focal Range	0.2m (Wide) ~ 1m (Tele)
Angle of View	46.0° (Wide) ~ 4.6° (Tele)
Horizontal	530TVL
S/N Ratio	50 dB
Sensitivity	1.0 lux (F1.8, NTSC: 1/60s, PAL: 1/50s) (typical value)
White Balance	Auto, ATW, Indoor, Outdoor, Manual
Backlight Compensation	ON/OFF
Shutter Speed	NTSC: 1/4~1/10,000s; PAL: 1/3~1/10,000s
Digital Slow Shutter	ON/OFF
External Control	VISCA (TTL signal level)
Focus	Auto, Manual, M/A
Mirror	ON/OFF
Sync System	Internal Sync

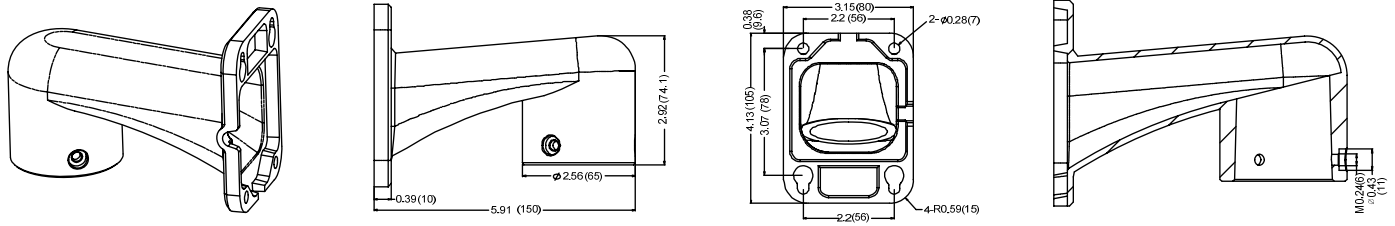
PTZ Dome Camera Part Numbering

Type	Bubble	Model (NTSC)	Model (PAL)
Bracket Mount Camera 24VAC/24VDC, Indoor	Vandal-Resistant Clear	V1731A-C0C3B3	V1731A-C1C3B3
	Vandal-Resistant Smoked	V1731A-C0S3B3	V1731A-C1S3B3
Ceiling Mount Camera 24VAC/24VDC, Indoor	Vandal-Resistant Clear	V1731A-C0C3C3	V1731A-C1C3C3
	Vandal-Resistant Smoked	V1731A-C0S3C3	V1731A-C1S3C3
Surface Mount Camera 24VAC/24VDC, Indoor	Vandal-Resistant Clear	V1731A-C0C3S3	V1731A-C1C3S3
	Vandal-Resistant Smoked	V1731A-C0S3S3	V1731A-C1S3S3
Bracket Mount Camera 12VDC, Indoor	Vandal-Resistant Clear	V1731A-C0C3B5	V1731A-C1C3B5
	Vandal-Resistant Smoked	V1731A-C0S3B5	V1731A-C1S3B5
Ceiling Mount Camera 12VDC, Indoor	Vandal-Resistant Clear	V1731A-C0C3C5	V1731A-C1C3C5
	Vandal-Resistant Smoked	V1731A-C0S3C5	V1731A-C1S3C5
Surface Mount Camera 12VDC, Indoor	Vandal-Resistant Clear	V1731A-C0C3S5	V1731A-C1C3S5
	Vandal-Resistant Smoked	V1731A-C0S3S5	V1731A-C1S3S5
Bracket Mount Camera 24VAC/24VDC, Outdoor	Vandal-Resistant Clear	V1732A-C0C3B3	V1732A-C1C3B3
	Vandal-Resistant Smoked	V1732A-C0S3B3	V1732A-C1S3B3
Surface Mount Camera 24VAC/24VDC, Outdoor	Vandal-Resistant Clear	V1732A-C0C3S3	V1732A-C1C3S3
	Vandal-Resistant Smoked	V1732A-C0S3S3	V1732A-C1S3S3

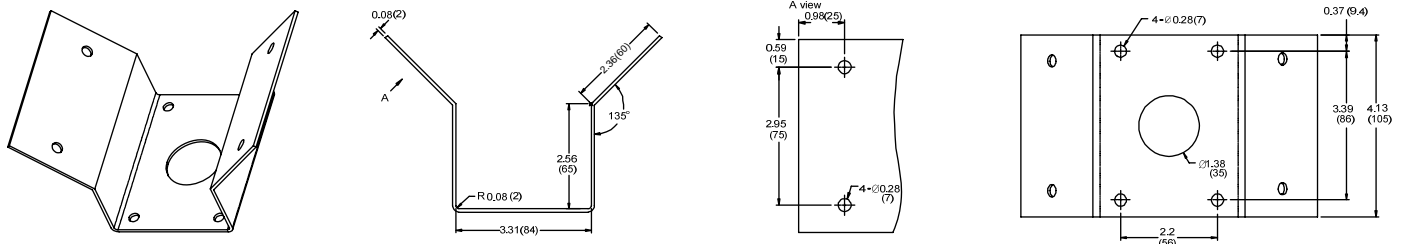
Mounts & Adapters Dimensions

(Unit: inch, in the parentheses is mm)

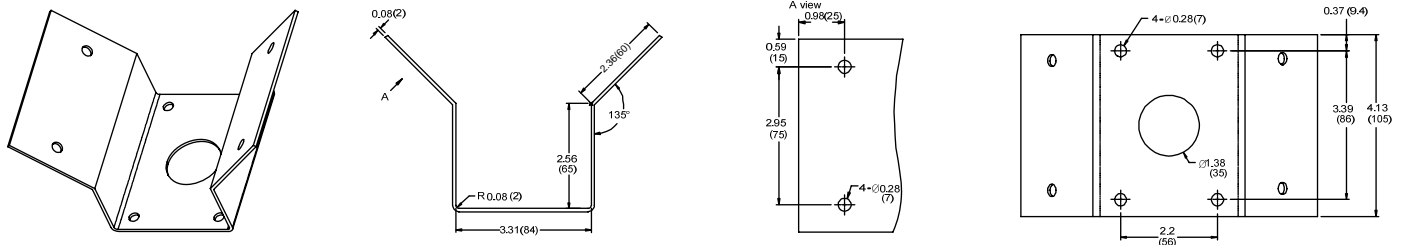
Bracket:



Corner Mount Adapter:



Pole Mount Adapter:



Pendant Mount Bracket:

