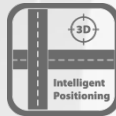


DP-22AE5223TI-A

1080P Turbo IR PTZ Dome Camera



DUNLOP DP-22AE5223TI-A PTZ Dome Cameras are able to capture high quality images in low light environment with its black anti-reflective glass. The black anti-reflective glass increase the luminousness which can reach up to 150m IR distance.

Embedded with 1/3" progressive scan CMOS chip makes DWDR and 1MP/2MP real-time resolution possible. With the 23X optical zoom Day/Night lens, the camera offers more details over expansive areas.

Key Features

- 1/3" Progressive Scan CMOS
- 1280x720/1920x1080
- 23X Optical Zoom
- DWDR
- 3D intelligent positioning function
- Up to 150m IR distance
- Support Turbo HD and BNC output

DP-22AE5223TI-A

1080P Turbo IR PTZ

Dome Camera



Function Description

System function:

- 1/3" high performance CMOS, up to 1280x720/1920x1080 resolution
- $\pm 0.1^\circ$ Preset Accuracy
- Self-adaptive to HIKVISION, Pelco-P/D protocol
- 3D intelligent positioning function
- Power-off memory function: restore PTZ & Lens status after reboot
- Built-in temperature sensor, with display of internal temperature
- Lightning protection, surge protection and voltage transient protection
- IP66 standard
- RS-485 communication diagnosis
- Scheduled PTZ movement
- UTC(Up the Coax) function
- CVBS output

Camera function:

- Auto focus, auto white balance, backlight compensation and auto/manual day & night switch
- Privacy masks programmable
- 3D DNR, DWDR

PTZ function:

- 360° endless pan range and -15° -90° tilt range
- 400° /s Pan Preset Speed and 200° /s Tilt Preset Speed
- 0.1° -400° /s Manual Pan Speed and 0.1° -120° /s Manual Tilt Speed
- 256 presets programmable; preset image freezing capability
- 8 patrols, up to 32 presets per patrol
- 4 patterns, with the total recording time not less than 10 minutes

- Proportional zoom function
- Park action: auto call up of PTZ movement, after a defined time of inactivity

IR function:

- 0 Lux minimum illumination
- Up to 150m IR distance
- IR light MTBF reaching up to 30,000 hours
- Smart IR mode

DS-2AE5123TI/5223TI-A HD720P/1080P Turbo IR PTZ Dome Camera



Model	DP-22AE5223TI-A
Camera Module	
Image Sensor	1/3" Progressive Scan CMOS
Min. Illumination	Color: 0.05Lux@(F1.4,AGC ON); B/W: 0.005Lux@(F1.4,AGC ON)
Max. Image Resolution	1920 x 1080
Focal Length	4-92.0mm, 23x
Digital Zoom	16X
Zoom Speed	Approx.3s(Optical Wide~Tele)
Angle of View	49-2.2 degree(Wide-Tele)
Min. Working Distance	10~1,000mm(Wide~Tele)
Aperture Range	F1.4~F3.5
Focus Mode	Auto / Semiautomatic / Manual
DWDR	Support
S / N Ratio	≥ 50dB
Shutter Time	1-1/10,000s
AGC	Auto / Manual
White Balance	Auto / Manual / ATW / Indoor / Outdoor
Day & Night	IR Cut Filter
Privacy Mask	8 privacy masks programmable; a maximum of 8 zones can be masked simultaneously on the same video screen
Enhancement	3D DNR
Pan and Tilt	
Range	Pan:360° endless; Tilt: -15°~90°(Auto Flip)
Speed	Pan Manual Speed: 0.1°~400°/s, Pan Preset Speed: 400°/s Tilt Manual Speed: 0.1°~120°/s, Tilt Preset Speed: 200°/s
Number of Preset	256
Patrol	8 patrols, up to 32 presets per patrol
Park Action	Preset / Patrol / Pattern / Pan scan / Tilt scan / Panorama scan
Scheduled Task	Preset / Patrol / Pattern / Pan scan / Tilt scan / Panorama scan
RS-485 communication diagnosis	Support
Infrared	
IR Distance	Up to 150m
IR Intensity	Automatically adjusted, depending on the zoom ratio
Alarm	
Turbo HD Output	1 turbo HD720P/1080P output, 1.0V[p-p] / 75Ω, NTSC (or PAL) composite, BNC
CVBS Output	1.0V[p-p] / 75Ω, NTSC (or PAL) composite, BNC
Alarm Input	2
Alarm Output	1
RS-485 Interface	Half-duplex mode Self-adaptive HIKVISION, Pelco-P, Pelco-D protocol
UTC function	HIKVISION_C

DP-22AE5223TI-A

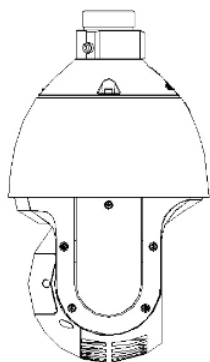
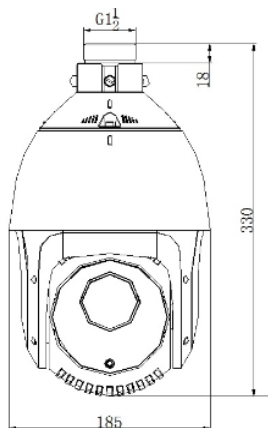
1080P Turbo IR PTZ

Dome Camera



General	
Menu Language	English
Power	24VAC, Max. 24W (Heater On), Max. 18W(Heater Off)
Working Temperature / Humidity	-30 °C-65°C(-22°F-149°F) 90% or less
Protection Level	IP66 standard TVS 4,000V lightning protection, surge protection and voltage transient protection
Mounting	Various mounting modes optional
Dimensions	Φ185×330mm (Φ7.28"×12.99")
Weight (approx.)	4Kg (8.81lbs)
Mount Option (only suitable for outdoor dome)	Long-arm wall mount: DS-1602ZJ; Corner mount: DS-1602ZJ-corner; Pole Mount: DS-1602ZJ-pole; Power box mount:DS-1602ZJ-box; Swan-neck mount: DS-1619ZJ

Dimensions



Unit:mm