

SSC-CM564R

Analog Color Mini Dome Camera

SONY
make.believe


700 TV Line Security Camera with IR Illuminators and IP66 Housing

- Horizontal resolution of 700 TV lines (sharp mode)
- High sensitivity
- Built-in IR illuminators
- Optical Day/Night function
- IP66-rated waterproof and dust-tight feature



KEY FEATURES

- Built-in IR (infrared) illuminators to assist capturing objects in the dark even under 0 lx, up to 98 feet (30 m) away



OFF



ON

- High resolution (700 horizontal TV lines in sharp mode) and high sensitivity (Color: 0.06 lx, B/W: 0 lx F1.2, 50 IRE) achieved by a 1/3-type EXview HAD™ CCD II sensor and Sony's new digital signal processor, Effio-E™

EXview HAD CCD II™

- IP66-rated waterproof and dust-tight feature for outdoor surveillance, or indoor where water ingress may pose an issue*

* Based on Sony internal testing. Actual performance may vary based on environmental conditions and usage

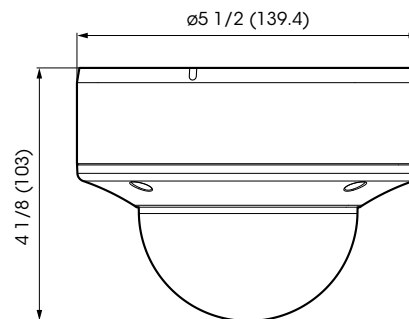
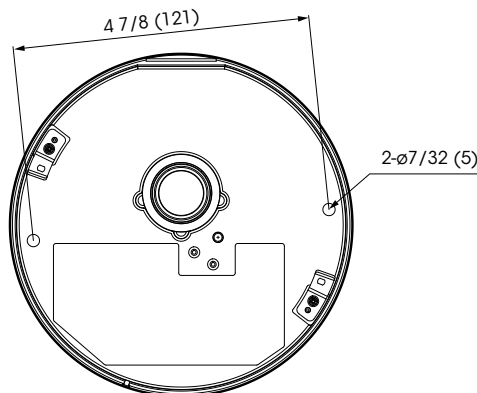
- 3.7x variable focal length lens with a focal length of 2.8 mm to 10.5 mm and a horizontal angle of view of 101.8 ° to 27.4 °
- Easy and flexible camera angle adjustment achieved by a new three-hinge structure
- Optical Day/Night function to switch to Day or Night mode depending on the light level

- ATR-Lite (Adaptive Tone Reproduction Lite) to compensate for gradation of subjects to an optimum level
- iBLC to compensate for exposure levels in dark scenes to improve subject visibility
- ATW (Automatic Tracing White) balance which automatically adjusts the camera's white balance to adapt to sudden changes in lighting conditions
- Internal lock, and line lock selectable
- 2D noise reduction employed
- AC 24 V/DC 12 V operation (±10%)
- Custom template supplied

SPECIFICATIONS

SSC-CM564R	
Camera	
Image device	1/3-type EXview HAD CCD II
Number of effective pixels (H x V)	480,000 pixels (976 x 494)
Signal system	NTSC standard
Horizontal resolution	700 TV lines (sharp mode)
S/N ratio	More than 55 dB (AGC Off)
Minimum illumination	Color: 0.06 lx, B/W: 0 lx (F1.2, 50 IRE) Color: 0.04 lx, B/W: 0 lx (F1.2, 30 IRE)
Video output	VBS: 1.0 Vp-p
Synchronization	Internal/AC line lock selectable
Gain control	Auto (On/Off)
White balance	ATW (2000K to 10000K), ATW-PRO (2500K to 6000K)
Lens type	Built-in variable focal lens
Zoom ratio	Optical 3.7x
Horizontal viewing angle	101.8 degrees to 27.4 degrees
Focal length	f=2.8 mm to 10.5 mm
F number	F1.2 (Wide), F2.7 (Tele)
Minimum object distance	300 mm (11 7/8 inches)
Iris	Auto
Panning range	355 degrees
Tilting range	±77 degrees
Swivel range	350 degrees
Camera Features	
Day/Night	Yes (removable IRC filter)
IR working distance	30 m (98 feet) (50 IRE)
Noise reduction	Yes (2D NR)
Back light compensation	Yes (iBLC, On/Off)
Automatic tone reproduction	Yes (ATR-Lite, On/Off)
General	
Weight	1 lb 16 oz (900 g)
Dimensions	ø5 1/2 inches x 4 1/8 inches (ø139.4 mm x 103 mm)
Power requirement	AC 24 V ±10%, DC 12 V ±10%
Power consumption	Max. 5.5 W
Operating temperature	14 °F to 122 °F (-10 °C to +50 °C)
Storage temperature	-40 °F to +140 °F (-40 °C to +60 °C)
Operating humidity	20% to 80%
Storage humidity	20% to 95%
Ingress Protection	IP66
Supplied accessories	Bracket x1, Template x1, Fall-prevention rope x1, Camera unit mounting screws x2, Screws (M4 x 8) x1, Wrench x1, Installation manual x1

DIMENSIONS



Unit: inches (mm)

© 2011 Sony Electronics Inc. All rights reserved.
 Reproduction in whole or in part without written permission is prohibited.
 Features and specifications are subject to change without notice.
 Weights and measurements are approximate and may vary.
 Sony, EXview HAD, Effio-E and the Sony make.believe logo are trademarks of Sony.
 All other trademarks are the trademarks of their respective owners.