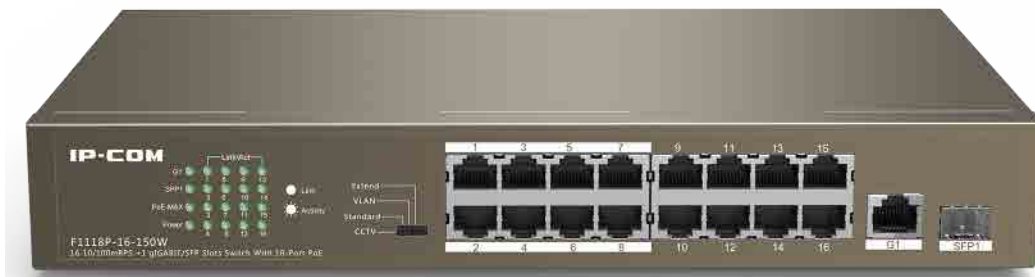


# F1118P-16-150W

16 10/100Mbps +1 Gigabit/SFP Slots Switch With 16-Port PoE



# F1118P-16-150W

16 10/100Mbps +1 Gigabit/SFP Slots Switch With 16-Port PoE

## Products Description

F1118P-16-150W is a IP-COM PoE switch that offers 16 10/100 Mbps Base-TX RJ45 ports, 1 10/100/1000 Mbps Base-T RJ45 ports, and 1 1000 Mbps Base-X SFP port. Ports 1-16 comply with the IEEE 802.3af standard (maximum PoE power output: 15.4 W) and 802.3at standard (maximum PoE power output: 30 W). The switch offers a maximum PoE power output of 135 W and can supply power to and exchange data with APs, IP cameras, and IP phones through CAT5 cables. It also provides simple management modes such as CCTV, VLAN, and Extend to help reduce cabling costs of IP terminals like APs and IP cameras.

## Key Feature

- 16 10/100 Mbps Base-TX RJ45 port; 1 10/100/1000 Mbps Base-T RJ45 port; 1 100/1000Base-X SFP port.
- Ports 1-16: IEEE 802.3af/at PoE ports; maximum power output of each PoE port: 30 W; maximum power output of the switch: 135 W.
- 13-inch desktop size, 1U height, rack mountable.
- Hardware DIP switch for selection among the CCTV, Standard, VLAN, and Extend modes. The Extend mode features 1-8 port transmission distance of up to 250m at 10 Mbps. Hardware DIP switch to isolate ports to prevent broadcast storm and defend against DHCP spoofing.

## Lightning Protection 6kV

The ports and embedded power can provide lightning protection of up to 6kV. It also provides PSE shortcircuiting protection, PoE overloading, power over temperature, over voltage and surge current protection.

## 135 W PoE power supply

Ports 1-16 comply with the IEEE802.3af and IEEE802.3at power supply standards. The entire switch offers a maximum PoE power output of 135 W, whereas each port offers a maximum PoE power output of 30 W. The ports can be used to supply power to and exchange data with APs and IP cameras.

## CCTV、 Standard, VLAN and Extend Operation Modes Offered

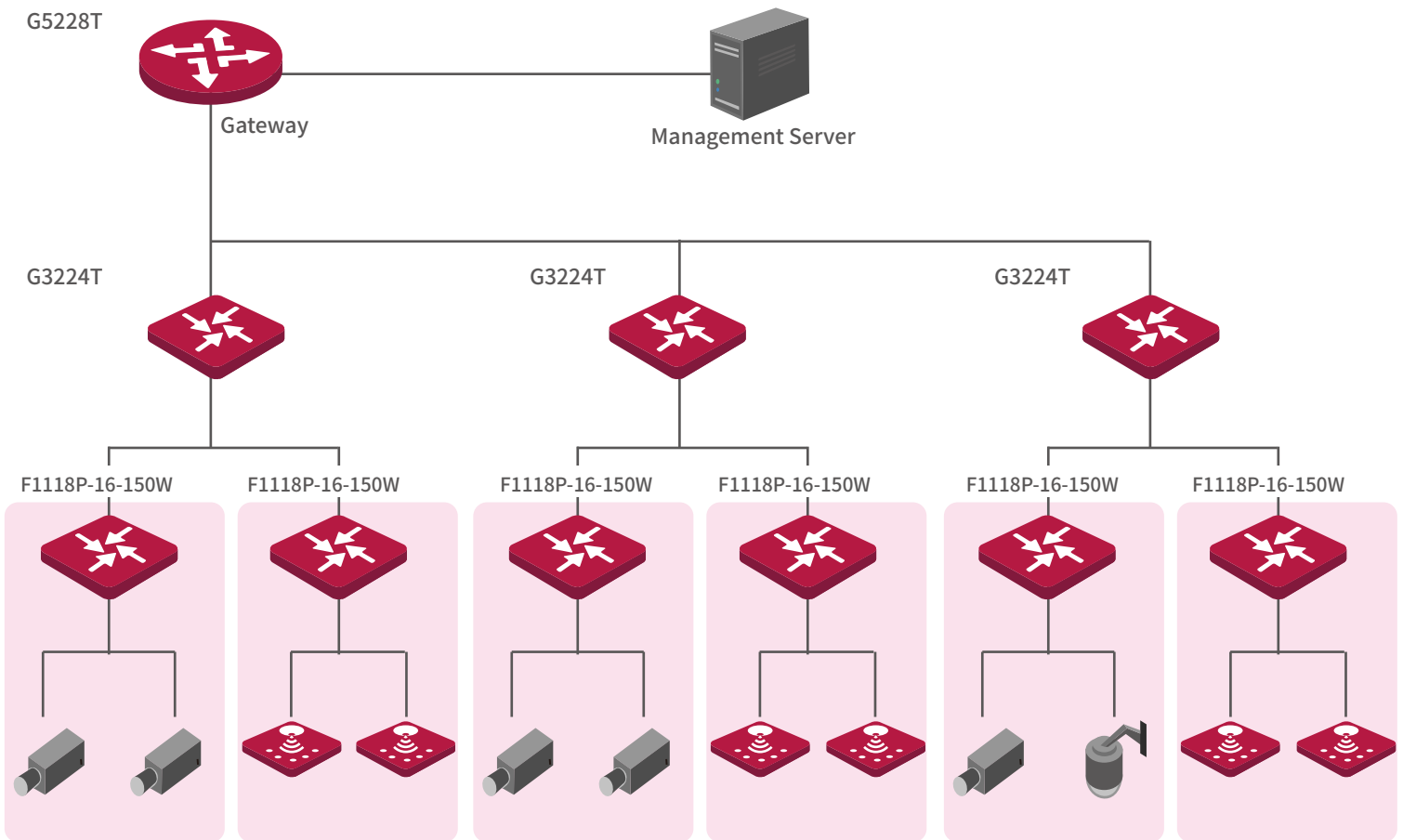
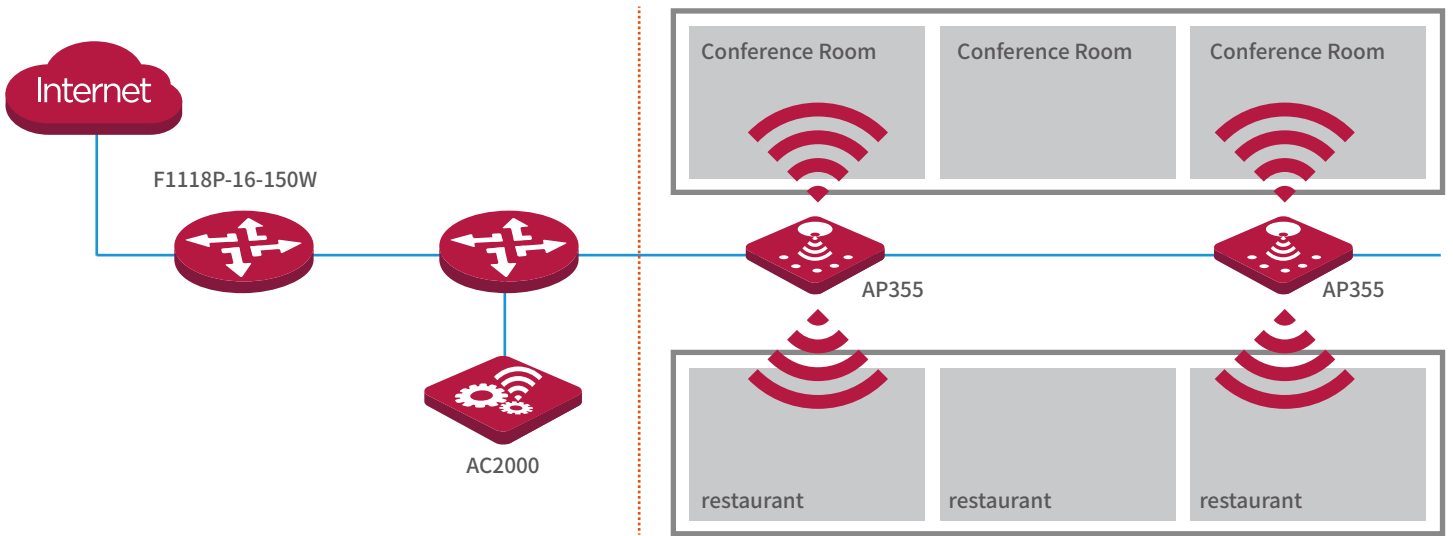
**CCTV:** 1-8 ports support QoS, If multiple IP cameras are connected to the switch, you are recommended to enable this mode and connect the G1 or SFP1 port of this switch to the upstream device to which the monitoring computer connects. This ensures smoother monitoring video playback.

**Standard:** the switch functions as a common unmanaged switch and all the ports of the switch can communicate with each other.

**VLAN:** In this mode, 1-16 ports of the switch cannot communicate with each other, but can communicate with the G1 and SFP1 ports. Solid DIP switch to isolate ports to prevent broadcast storm and defend DHCP spoofing.

**Extend:** In this mode, the data rate of 1-8 port of the switch is limited to 10 Mbps, whereas the maximum transmission distance of the port is increased to 250 meters. All the ports of the switch can communicate with each other.

# Application



**Product Model****F1118P-16-150W v1.0****Hardware Features**

Standards&Protocols	IEEE 802.3、IEEE 802.3u、IEEE 802.3ab、IEEE 802.3x、IEEE 802.3af、IEEE 802.3at	
Switching capacity	7.2 Gbps	
Throughput	5.36Mpps	
Dimensions (W × D × H)	294*178*44mm	
MTBF	≥100,000 hours(about 11 years)	
Interfaces	16 10/100Mbps RJ45 Ports(Data/PoE) 1 10/100/1000Mbps RJ45 Ports(Data) 1 100/1000Mbps SFP Slot(Data) (Auto Negotiation/Auto MDI/MDIX)	
Port lightning protection	≥6KV	
Capacity	Wire-speed forwarding	Support
	Forwarding mode	Store-forward and cut-through
	Mac Address Table	4K
PoE Supply	Port 1 to Port 16 support standard IEEE802.3at/af power( maximum power for each port is 30W), PoE power type is end-span(12+, 36- and 45+, 78- line pair)	
Input Voltage	AC: 100-240V~ 50/60Hz	
Power consumption	in full configuration: <135W Power Supply: 150W	
Environment	Operating Temperature: 0°C~40°C (32°F~104°F) Storage Temperature: -40°C~70°C (-40°F~158°F) Operating Humidity: 10%~90% non-condensing Storage Humidity: 5%~90% non-condensing	
CCTV、Standard、VLAN and Extend Operation Modes Offered	<b>CCTV:</b> 1-8 ports support QoS. If multiple IP cameras are connected to the switch, you are recommended to enable this mode and connect the G1 or SFP1 port of this switch to the upstream device to which the monitoring computer connects. This ensures smoother monitoring video playback. <b>Standard:</b> the switch functions as a common unmanaged switch and all the ports of the switch can communicate with each other. <b>VLAN:</b> In this mode,1-16 portsof the switch cannot communicate with each other, but can communicate with the G1 and SFP1 ports.Solid DIP switch to isolate ports to prevent broadcast storm and defend DHCP spoofing. <b>Extend:</b> In this mode, the data rate of 1-8 port of the switch is limited to 10 Mbps, whereas the maximum transmission distance of the port is increased to 250 meters. All the ports of the switch can communicate with each other.	
Certification	FCC、CE、RoHS	