

GV-VD5700 5MP H.265 Low Lux WDR IR Vandal Proof IP Dome



- 1/1.8" progressive Low Lux CMOS
- Dual streams from H.265, H.264 or MJPEG
- Up to 30 fps at 2592 x 1944
- P-Iris for auto iris adjustment
- Vandal resistance (IK10 for metal casting)
- Ingress protection (IP67)
- Varifocal megapixel lens
- 3-axis mechanism (pan / tilt / rotate)
- Intelligent IR
- Day/Night function (Removable IR-cut filter)
- External microphone
- IR distance up to 30 m (98.4 ft)
- Two-way audio
- One sensor input and digital output
- Built-in micro SD card slot (SD/SDHC/SDXC/UHS-I) for local storage
- DC 12V / PoE (IEEE 802.3af)
- Wide Dynamic Range (WDR)
- Smart streaming
- Defog
- Text overlay
- Tampering alarm
- 3D noise reduction
- IP address filtering
- Recording assigned by GV-Edge Recording Manager ([Windows](#) & [Mac](#))
- Supports iPhone, iPad, Android & 3GPP
- 31 languages on Web interface
- ONVIF (Profile S) conformant
- * No Memory card slot & local storage function for Argentina.
- * Smart streaming requires either GV-DVR / NVR V8.7.0 or GV-VMS V16.10.3.0

Introduction


GV-VD5700 is an outdoor camera for optimal day and night surveillance. The camera can support H.265 video codec to achieve better compression ratio while maintaining high picture quality at reduced network bandwidths. For night operations, the camera allows up to 30 m (98.4 ft) IR effective distance. GV-VD5700 also uses P-iris to produce images with better clarity and contrast. It is adjustable in 3 axis (pan, tilt and rotate).

Active Tampering Alarm


Tampered



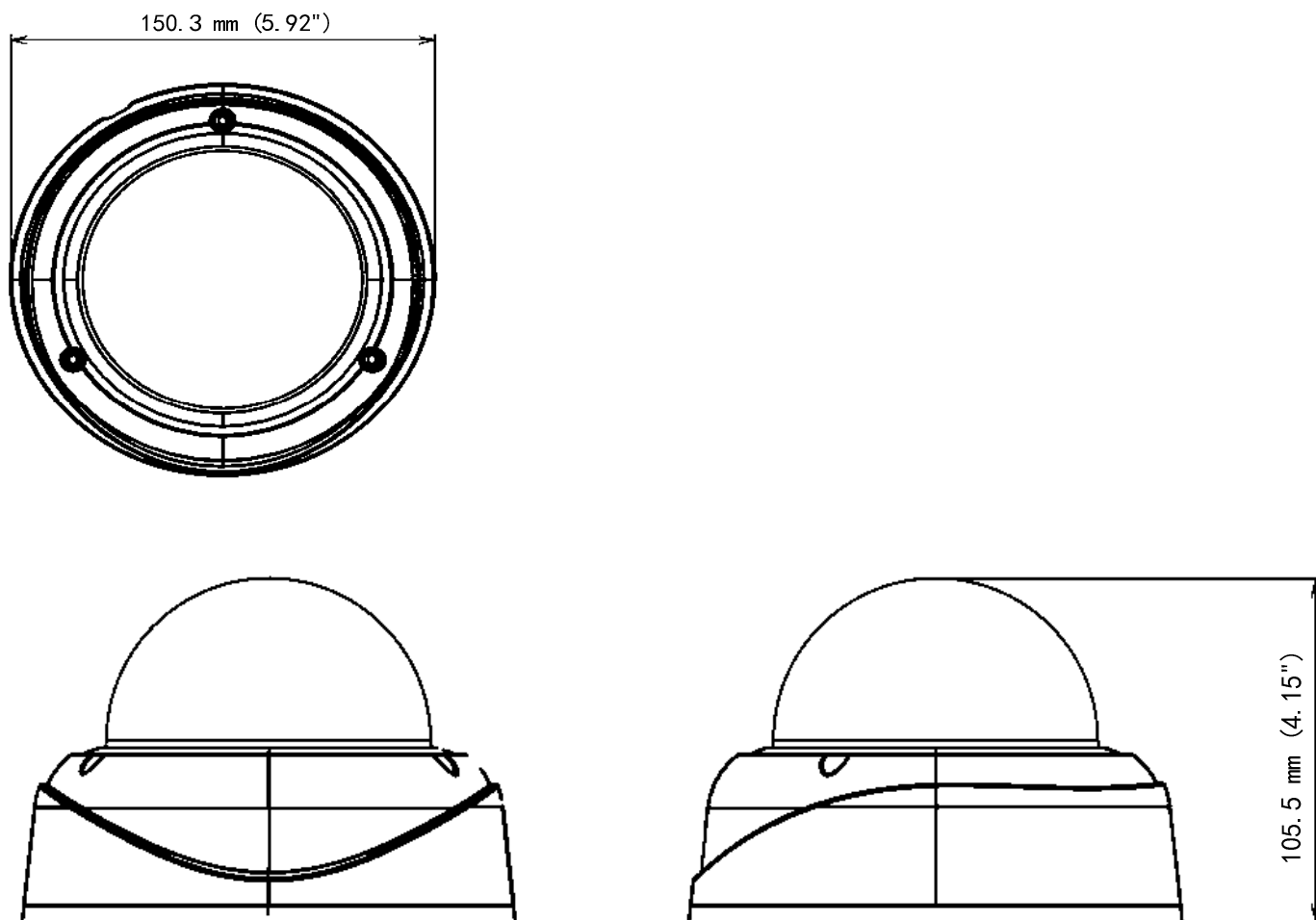
Focus Change



Camera Shift



Dimensions



Specifications

| Camera | | |
|----------------------|-------|--------------------------------------|
| Image Sensor | | 1/1.8" progressive scan CMOS |
| Picture Elements | | 2592 (H) x 1944 (V) |
| Minimum Illumination | Color | 0.04 Lux |
| | B/W | 0.03 Lux |
| | IR ON | 0 Lux |
| Shutter Speed | | Automatic, Manual (1/5 ~ 1/8000 sec) |
| White Balance | | Automatic, Manual (2800K ~ 8500K) |
| Gain Control | | Automatic |
| S/N Ratio | | 50 dB |
| WDR | | Yes |
| Dynamic Range | | 72 dB |
| BLC | | Yes |
| Lens | | |
| Megapixel | | Yes |
| Day / Night | | Yes (with removable IR-cut filter) |
| Lens Type | | Varifocal |
| Focal Length | | 4 ~ 8 mm |
| Maximum Aperture | | F/1.65 |
| Mount | | Ø 14 mm |
| Image Format | | 1/1.8 |
| Horizontal FOV | | 88° ~ 51° |

| | | |
|----------------------------------|---------------|--|
| Operation | Focus | Manual (w / lock) |
| | Zoom | Manual (w / lock) |
| | Iris | P-Iris |
| Max. Torque (Focus/ Zoom Screws) | | 0.049 N.m |
| IR LED Quantity | | 12 IR LEDs |
| Max. IR Distance | | 30 m (98.4 ft) |
| Operation | | |
| Video Compression | | H.265, H.264, MJPEG |
| Video Stream | Stream 1 | H.265 or H.264 |
| | Stream 2 | H.265, H.264 or MJPEG |
| Frame Rate | | 30 fps at 2592 x 1944 (60/50 Hz) * The frame rate and the performance may vary depending on the number of connections and data bitrates (different scenes). |
| Image Setting | | Brightness, Contrast, Saturation, Sharpness, Gamma, White Balance, Flicker-less, Image Orientation, Shutter Speed, Backlight Compensation, D/N Sensitivity, WDR, Defog, Low Lux Enhancement, Denoise, Metering |
| Audio Compression | | G.711, AAC (Optional) |
| Audio Support | | Two-way audio |
| Sensor Input | | 1 Input (dry contact) |
| Alarm Output | | 1 Output (200 mA 5V DC) |
| Video Resolution | | |
| Main Stream | 4:3 | 2592 x 1944 (Default), 2048 x 1536, 1600 x 1200, 1280 x 960, 640 x 480 |
| | 16:9 | 2592 x 1520, 2304 x 1296, 1920 x 1080, 1280 x 720, 640 x 360 |
| | 5:4 | 1280 x 1024, 640 x 512 |
| Sub Stream | 4:3 | 1024 x 768, 640 x 480 (Default), 320 x 240 |
| | 16:9 | 1280 x 720, 640 x 360, 448 x 256 |
| | 5:4 | 1280 x 1024, 640 x 512, 320 x 256 |
| Network | | |
| Interface | | 10/100 Ethernet |
| Ethernet Protocol | | DHCP, DNS, DynDNS, FTP, HTTP, HTTPS, ICMP, IPv4, NTP, ONVIF (Profile S), QoS (DSCP), RTSP, RTP, RTCP, SNMP, SMTP, SSL, TCP/IP, UDP, UPnP, 3GPP/ISMA |
| Mechanical | | |
| Temperature Detector | | Yes |
| Camera Angle Adjustment | Pan | 0° ~ 360° |
| | Tilt | 90° ~ 180° |
| | Rotate | 0° ~ 355° |
| Connectors | Power | 2-pin terminal block (DC 12V, 1.25A), PoE |
| | Ethernet | Ethernet (10/100 Base – T), RJ-45 |
| | Audio | 1 In (terminal block for passive microphone) 1 Out (terminal block for speaker) |
| | Digital I/O | 4-pin terminal block |
| | Local Storage | Micro SD card slot (SD/SDHC/SDXC/UHS-I, Class 10) *UHS-II card type is not supported. |
| LED Indicator | | N/A |
| General | | |
| Environment Temperature | Start-up | -20°C ~ 50°C (-4°F ~ 122°F) |
| | Operation | -30°C ~ 50°C (-22°F ~ 122°F) |
| Humidity | | 10% to 90% (no condensation) |
| Power Source | | 12V DC / PoE (IEEE 802.3af) |
| Max. Power Consumption | | 12.6 W |
| Dimensions | | Ø 150.3 x 105.5 mm (5.92" x 4.15") |
| Weight | | 800 g (1.76 lb) |
| Ingress Protection | | IP67 |
| Vandal Resistance | | IK10 for metal casing |
| Regulatory | | CE, FCC, RCM, LVD, RoHS compliant |

| Power over Ethernet | |
|-------------------------|--|
| PoE Standard | PoE (IEEE 802.3af Power over Ethernet / PD) |
| PoE Power Supply Type | End-Span |
| PoE Power Output | Per Port 48V DC, 350 mA. Max. 15.4 watts |
| Web Interface | |
| Installation Management | Web-based configuration |
| Maintenance | Firmware upgrade through Web Browser or Utility |
| Access from Web Browser | Camera Live View, Video Recording, Change Video Quality, Bandwidth Control, Image Snapshot, Audio, Picture in Picture, Picture and Picture, Privacy Mask, Text Overlay, Visual Automation, Tampering Alarm, Digital PTZ |
| Language | Arabic / Bulgarian / Czech / Danish / Dutch / English / Finnish / French / German / Greek / Hebrew / Hungarian / Indonesian / Italian / Japanese / Lithuanian / Norwegian / Persian / Polish / Portuguese / Romanian / Russian / Serbian / Simplified Chinese / Slovakian / Slovenian / Spanish / Swedish / Thai / Traditional Chinese / Turkish |
| Applications | |
| Software Supported | GV-DVR / NVR (V8.7.0.0), GV-VMS (V15.10.1.0), GV-Edge Recording Manager (V1.2.0.0), GV-Center V2 (V15.10.0.0), GV-Recording Server (V1.3.0.0), GV-Redundant / Failover Server (V1.1.0.0) |
| Smart Device Access | GV-Eye for iOS and Android |
| Live Viewing | Browser (IE, Chrome, Firefox, Safari), Mobile app |
| CMS Server support | GV-Control Center, GV-Center V2, GV-Vital Sign Monitor |

Note:






1. It is required to apply patch files to all the supported software.
2. Do not use clothes or any ordinary material to clean the camera cover since they may result in scratches.
3. Mind the following when using a memory card for recording:
 - Recorded data on the memory card can be damaged or lost if the data are accessed while the camera is under physical shock, power interruption, memory card detachment or when the memory card reaches the end of its lifespan. No guarantee is provided for such causes.
 - The stored data can be lost if the memory card is not accessed for a long period of time. Back up your data periodically if you seldom access the memory card.
 - Memory cards are expendable and their durability varies according to the conditions of the installed site and how they are used. Back up your data regularly and replace the memory card annually.
 - To avoid power outage, it is highly suggested to apply a battery backup (UPS).
 - For better performance, it is highly suggested to use Micro SD card of MLC NAND flash, Class 10.
 - Replace the memory card when its read/write speed is lower than 6 MB/s or when the memory card is frequently undetected by the camera.
4. Specifications are subject to change without notice.

Packing List

- | | |
|-------------------------------------|---------------------------------|
| 1. H.265 Vandal Proof IP Dome | 9. Cable Stopper |
| 2. Torx Wrench | 10. Anti-Drop Wire |
| 3. Silica Gel Bag x 2 | 11. Screw for Anti-Drop Wire |
| 4. Sticker (for Silica Gel Bag) x 2 | 12. Pan Angle Notification Card |
| 5. Screw Anchor x 4 | 13. Installation Sticker |
| 6. Long Screw x 4 | 14. RJ45 Connector x 2 |
| 7. Back Plate | 15. Download Guide |
| 8. Short Screw for Back Plate x 3 | 16. Warranty Card |

Accessories

| Model No. | Name | | Details |
|-------------|--|---|---|
| GV-Mount100 | Straight Tube and Junction Box Kit |  | Dimensions: 200 x 170 x 257.5 mm (7.9" x 6.7" x 10.1") Weight: 3.17 kg (6.99 lb) |
| GV-Mount101 | Straight Tube Kit |  | Dimensions: 219 x 125 x 332 mm (8.6" x 4.9" x 13.1") Weight: 1.8 kg (3.97 lb) |
| GV-Mount200 | Wall Pendant Tube |  | Dimensions: 225 x 140 x 250 mm (8.9" x 5.5" x 9.8") Weight: 900 g (1.98 lb) |
| GV-Mount203 | Wall Pendant Tube and Junction Box Kit |  | Dimensions: 315 x 195.5 x 225 mm (12.4" x 7.7" x 8.9") Weight: 2.95 kg (6.5 lb) |
| GV-Mount206 | Wall Mount Bracket Kit |  | Dimensions: 126.5 x 211.3 x Ø 176.85 mm (5" x 8.3" x Ø 6.96") Weight: 0.93 kg (2.06 lb) |
| GV-Mount300 | Convex Corner Adapter Kit |  | Dimensions: 238.6 x 409.5 mm (9.4" x 16.1") Weight: 4.27 kg (9.41 lb) |
| GV-Mount310 | Concave Corner Adapter Kit |  | Dimensions: 123.3 x 393.1 mm (4.9" x 15.5") Weight: 2.96 kg (6.53 lb) |
| GV-Mount400 | Pole Mount Bracket Kit (Ø 4" ~ 6") |  | Bracket: 241 x 161 mm (9.5" x 6.3") Weight: 1.70 kg (3.75 lb) Steel Strap Diameter: Ø 4" ~ 6" |

| Model No. | Name | | Details |
|---------------|--|---|---|
| GV-Mount410 | Pole Mount Bracket Kit (Ø 6" ~ 7.5") |  | Bracket: 241 x 161 mm (9.5" x 6.3") Weight: 1.70 kg (3.75 lb) Steel Strap Diameter: Ø 6" ~ 7.5" |
| GV-Mount702 | Extension Tube |  | Four options are available. Dimensions: Ø 5.4 x 10 or 20 or 30 or 50 cm (Ø 2.1" x 3.9" or 7.9" or 11.8" or 19.7") Weight: 180 g or 390 g or 550 g or 800 g (0.4 lb or 0.86 lb or 1.21lb or 1.76 lb) |
| GV-Mount903 | GV-VD Series Dome Housing |  | Dimensions: Ø 186 x 97.5 mm (Ø 7.3" x 3.8") Weight: 600 g (1.32 lb) |
| GV-PA191 | PoE Adapter |  | The GV-PA191 is a Power over Ethernet (PoE) adapter designed to provide power to the IP device through a single Ethernet cable. |
| GV-Relay V2 | GV-Relay V2 |  | The GV-Relay V2 is designed to expand the voltage load of GV IP devices. It provides 4 relay outputs, and each can be set as normally open (NO) or normally closed (NC) independently as per your requirement. |
| GV-PoE Switch | The GV-PoE Switch is designed to provide power along with network connection for IP devices. The GV-PoE Switch is available in various models with different numbers and types of ports. | | |
| Power Adapter | Contact our sales representatives for the countries and areas supported. | | |