

# Industrial 1-Port Gigabit 95W Ultra PoE Splitter



## Highly Convenient and Robust Industrial PoE Splitter

PLANET IPOE-171S is an **Industrial-grade Ultra Power over Ethernet Splitter** which delivers both the Ethernet data and a 60-watt to 110-watt PoE power from Ultra PoE PSE (Power Source Equipment) over an UTP cable. It comes with a selectable 12V or 24V DC DIP switch, enabling to deliver a maximum of 95-watt power output to a non-PoE powered Ethernet device. It supports passive **10/100/1000Mbps** Ethernet connection and distance up to 100 meters. To fulfill the growing industrial applications, the IPOE-171S is designed to work under the operating temperature range from **-40 to 75 degrees C**. The IPOE-171S is an ideal solution to transferring power to a traditional network device with high power demand directly without the need to install additional power outlets and electrical cabling in the industrial environment.



## Quick and Easy Ultra Power PoE Network Deployment

Many high-power required traditional Ethernet devices are not designed with PoE PD (Powered Device) capability to accept power over UTP cable. They can only get power through their DC jack while their RJ45 interfaces accept only Ethernet data. The IPOE-171S, functioned as an Ultra PoE PD (Powered Device), splits the combined data and power stream into two separate cords to offer more non-PoE applications, such as:

- POS
- AIO (All-in-One) touch PC and thin-client
- Digital signage and display tablet
- PTZ speed dome
- Other network devices that need higher power to work normally

## Interface

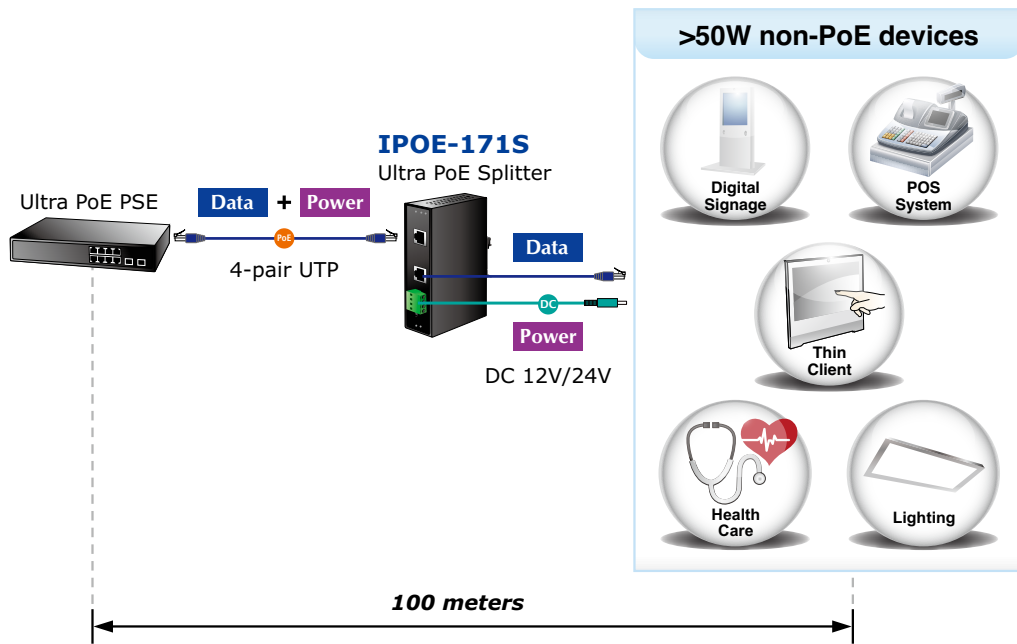
- 2 RJ45 interfaces
  - 1-port **Data + Power input**
  - 1-port **Data output**
- 2 DC output (4-pin terminal block)
- 1 DC 12V/24V DIP switch

## Power over Ethernet

- Complies with ultra Power over Ethernet end-span and mid-span PDs
- Complies with IEEE 802.3at Power over Ethernet Plus end-span/mid-span PD
- Supports PoE input power up to 110 watts
- Splits the 50~56V DC power over RJ45 Ethernet cable into DC 12V/24V output
- Remote power feeding up to 100 meters

## Hardware

- IP30 metal case protection
- DIN rail and wall mount design
- -40 to 75 degrees C operating temperature



When functioned with the IPOE-171S, these non-PoE Ethernet devices can immediately become PoE-ready without any modification required on their side. The IPOE-171S frees the device deployment from restrictions due to power outlet locations, which eliminate the costs for additional AC wiring and reduce the installation time.

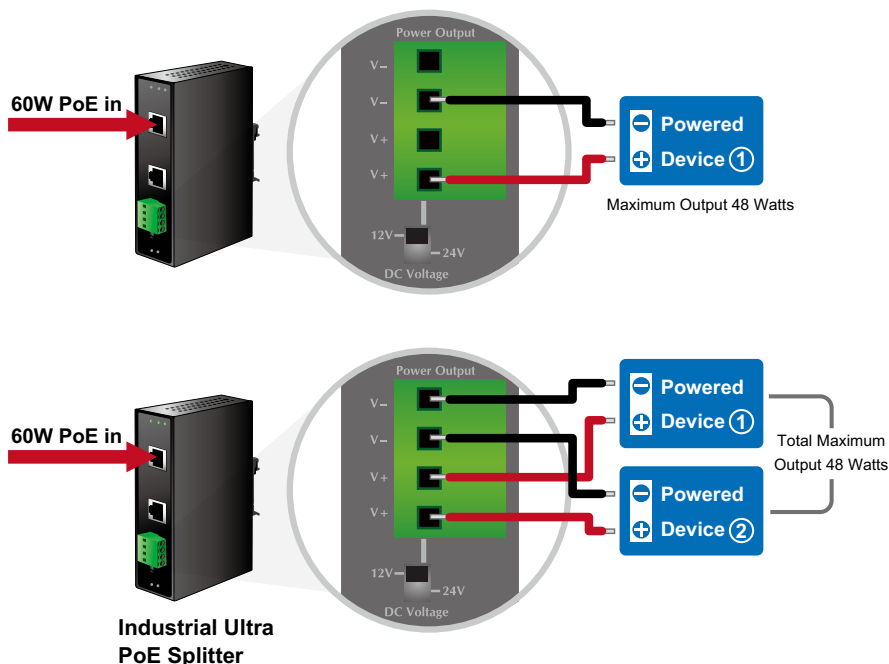
**Innovative, Selectable DC Power Output Voltage**

Via the innovative 12/24 volt DIP switch on the front panel, the IPOE-171S can supply either 24V DC power to industrial equipment or 12V DC output to the common network devices. It highly increases the flexibility of the product applications.

**Dual Power Output Capability**

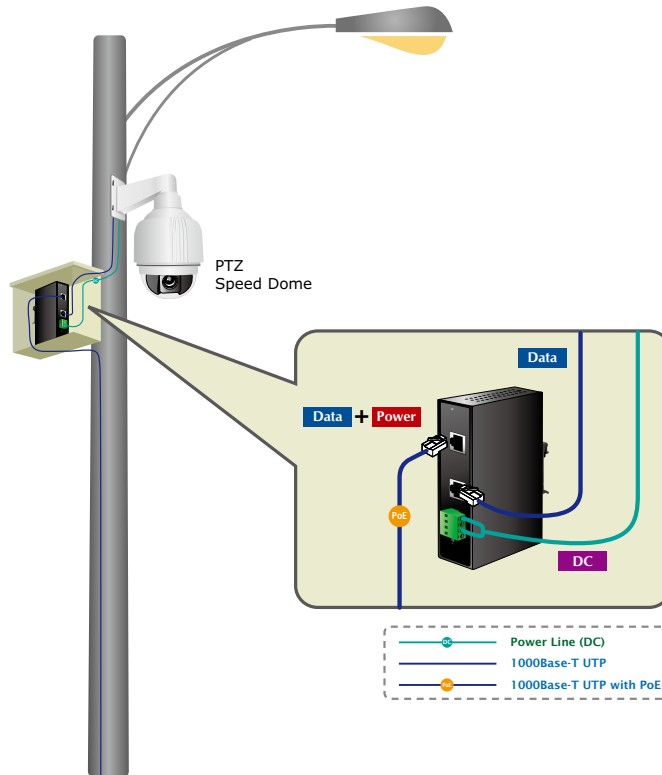
The IPOE-171S shares its 55-watt output power with not only a single power-hungry equipment but also two non-PoE Ethernet devices simultaneously through a 4-pin terminal block. For example, the two power output can be applied as shown below to completely solve the need of electric source:

- IP camera (Power 1) + Outdoor housing with fan and heater (Power 2)
- IP camera (Power 1) + Pan & Tilt motor (Power 2)
- Analog camera (Power 1) + IP video server (Power 2)



*Environmentally Hardened Design*

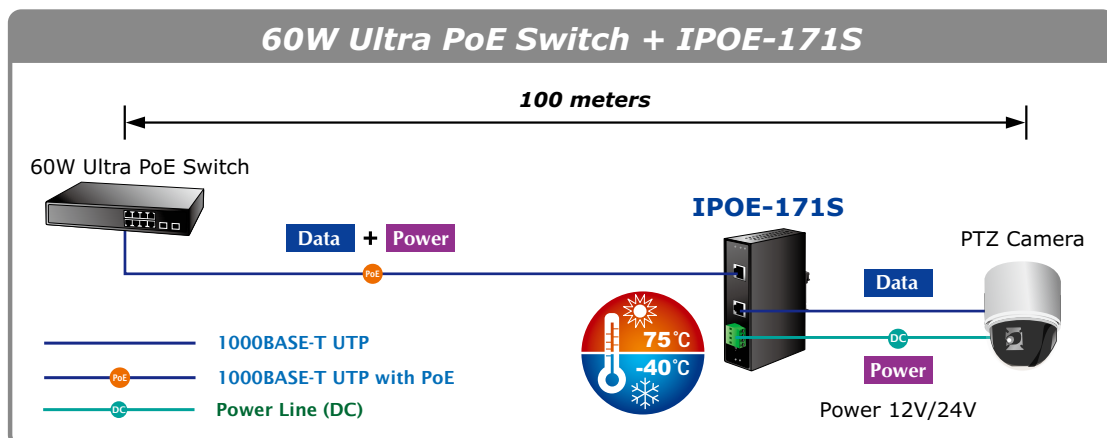
With compact, slim type IP30 industrial case protection, the space-saving Industrial Ultra PoE Splitter IPOE-171S can be placed in almost any difficult environment. It allows either DIN rail or wall mounting for efficient use of cabinet space. Being able to operate under the temperature range from **-40 to 75 degrees C**, the IPOE-171S is the ideal product for co-working with Industrial High Power Injector which can feed the power to non-PoE devices up to 100 meters (328 feet) away in those harsh environments.



## Applications

*Ultra PoE Switch and Splitter Installation*

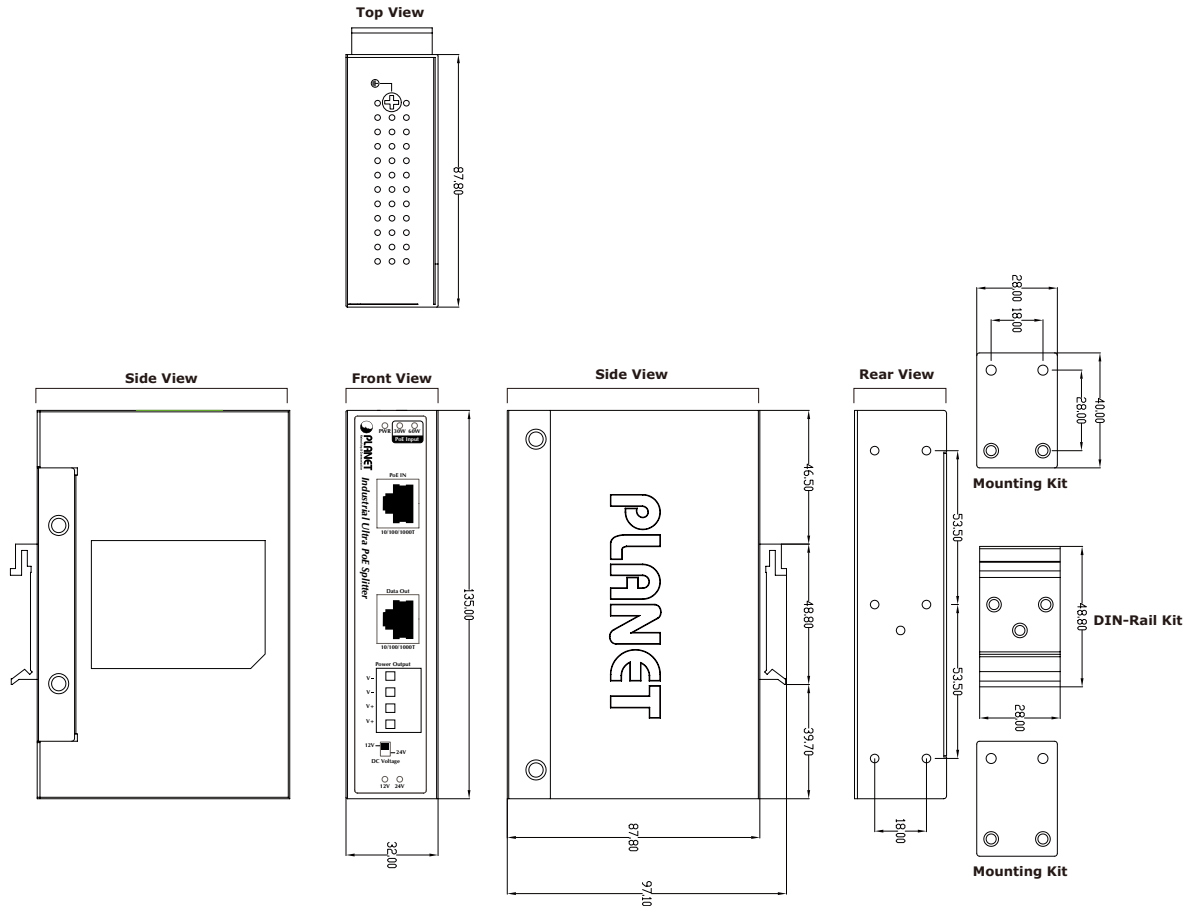
For a place which is hard to find the power inlet, the IPOE-171S separates digital data and power into two optional outputs (**12V/24V DC**) to non-PoE devices such as laptops, PTZ (Pan, Tilt & Zoom) network cameras, PTZ speed dome cameras, color touch-screen IP phones, multi-channel wireless LAN access points and other network devices at distance up to 100 meters.



## Specifications

Product		IPOE-E174
Hardware Specifications		
Interface	PoE Input Port	1 10/100/1000 BASE-T RJ45 "PoE (Data + Power) In"
	Data Output Port	1 10/100/1000 BASE-T RJ45 "Data Out"
	DC Out Plug Connector	1 removable 4-pin terminal block
	DIP Switch	12V DC/24V DC output voltage
LED Indicator	Power Ready	Green
	802.3at PoE+ In	Green
	Ultra PoE or 802.3bt PoE in	Green
	DC 12V	Orange
	DC 24V	Green
Network Cable	Ultra PoE (60W/75W/95W)	4-pair UTP Cat5e, 6, up to 100m (328ft)
	802.3at PoE+	2-pair UTP Cat. 3, 4, 5, up to 100m (328ft)
Data Rate	10/100/1000Mbps	
Dimensions (W x D x H)	32 x 87 x 135 mm	
Weight	425g	
Installation	DIN rail/wall mountable	
Enclosure	IP30 metal case	
Power Requirements	50 ~ 56V DC PoE	
Power Output (at 56V DC Input)	110-watt PoE input:	12V DC, 8A (max.) 24V DC, 4A (max.)
	75-watt PoE input:	12V DC, 4.5A (max.) 24V DC, 2.3A (max.)
Power Consumption	System on with PoE input:	3.7 watts
	Ethernet full loading without DC output:	3.7 watts
	Full loading with maximum 12V DC, 4A output:	60.2 watts
	Full loading with maximum 12V DC, 8A output:	110 watts (110-watt PoE in)
Power over Ethernet		
PoE Standard	802.3bt Type 3/Type 4 Power over Ethernet, 4-pair 802.3at PoE+ and Cisco UPOE compliant with voltage within 50V-56V DC	
Power Output	DC 12V/24V by DIP switch control	
PoE Power Supply Type	end-span + mid-span end-span mid-span	
Power Pin Assignment	1/2 (+), 3/6 (-); 4/5 (+), 7/8 (-) or 1/2(-), 3/6(+); 4/5(+), 7/8(-)	
Standards Conformance		
Standards Compliance	IEEE 802.3 10BASE-T Ethernet IEEE 802.3u 100BASE-TX Fast Ethernet IEEE 802.3ab 1000BASE-T Gigabit Ethernet IEEE 802.3at Power over Ethernet Plus IEEE 802.3af Power over Ethernet	
Regulatory Compliance	FCC Part 15 Class A, CE	
Environment		
Operating Temperature	-40~ 75 degrees C	
Storage Temperature	-40~ 85 degrees C	
Humidity	5 ~ 95% (non-condensing)	

## Diagram



Dimensions ( unit = mm )

## Ordering Information

IPOE-171S	Industrial 1-port Gigabit 95W Ultra PoE Splitter
-----------	--

## Related Products

GS-4210-16UP4C	16-port 10/100/1000T Ultra PoE + 4-port Gigabit TP/SFP Combo Managed Switch
GS-4210-24UP4C	24-port 10/100/1000T Ultra PoE + 4-port Gigabit TP/SFP Combo Managed Switch
GSW-1222VUP	8-Port 10/100/1000T Ultra PoE + 2-Port 10/100/1000T + 2-Port 1000X SFP Gigabit Ethernet Switch with LCD PoE Monitor / 380W
IGS-5225-4UP1T2S	Industrial L2+ 4-Port 10/100/1000T Ultra PoE + 1-Port 10/100/1000T + 2-Port 100/1000X SFP Managed Switch
POE-171	Single-port 10/100/1000Mbps Ultra PoE Injector (60 watts)
POE-172	60-watt Ultra Power over Ethernet Injector
POE-173	60-watt Ultra Power over Ethernet Injector
UPOE-800G	8-Port Gigabit 60W Ultra PoE Managed Injector Hub (400W)
UPOE-1600G	16-Port Gigabit 60W Ultra PoE Managed Injector Hub (600W)

### PLANET Technology Corporation

11F., No.96, Minquan Rd., Xindian Dist., New Taipei City  
231, Taiwan (R.O.C.)  
Tel: 886-2-2219-9518 Fax: 886-2-2219-9528  
Email: sales@planet.com.tw www.planet.com.tw



PLANET reserves the right to change specifications without prior notice. All brand names and trademarks are property of their respective owners. Copyright © 2017 PLANET Technology Corp. All rights reserved.

IPOE-171S